

U.S. SERVICES EXPORTS BOOSTING THE ECONOMY

MAINE'S 1ST DISTRICT

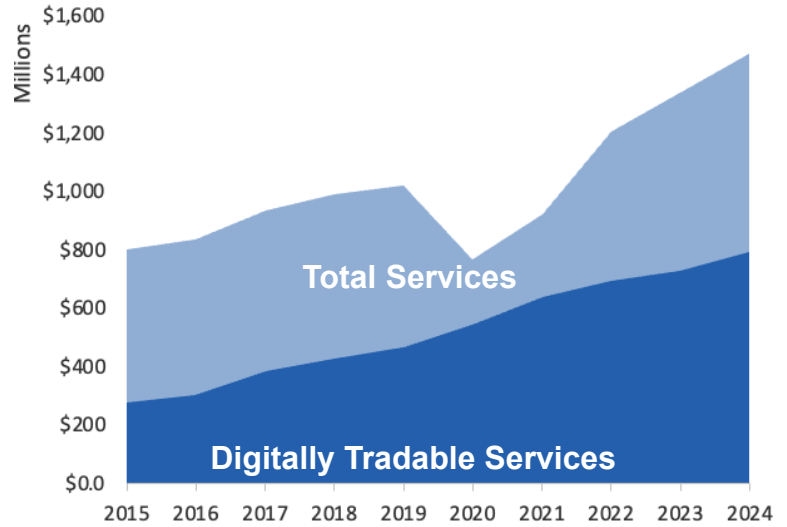
U.S. Services Supply the World

ME-1 has seen a rise in services exports, boosting state economic growth and jobs. In 2024, U.S. services exports neared \$1.2 trillion and the U.S. services trade surplus was \$293 billion.

U.S. services industries are the most competitive and innovative in the world. They provide new economic opportunities and contribute to the successful production of manufacturing and agriculture in the United States and abroad.

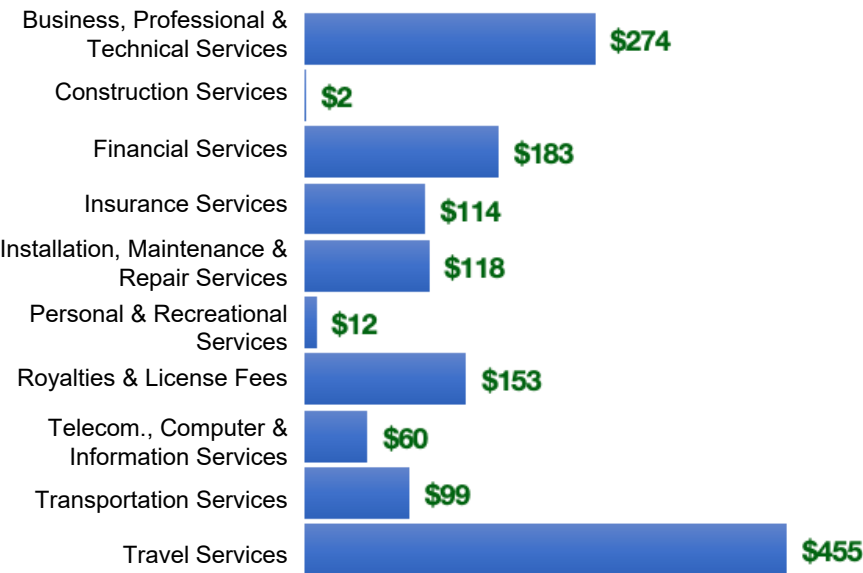
Type	2015	2019	2020	2024
Total Services	\$804M	\$1.0B	\$768M	\$1.5B
Digitally Tradable	\$279M	\$469M	\$545M	\$794M

ME-1 Services Exports



ME-1 Services Exports Support **8,950** Jobs, Including **3,370** from Digitally Tradable Services

ME-1 Services Exports by Sector, 2024 (\$ millions)



ME-1 Services Exports to Select Markets, 2024

- To China:** \$74 million in services exports supporting **490 jobs**
- To Canada:** \$176 million in services exports supporting **1,100 jobs**
- To Mexico:** \$88 million in services exports supporting **640 jobs**

ME-1 Digital Services Exports to Select Markets, 2024

- To EU:** \$218 million in services exports supporting **900 jobs**
- To UK:** \$99 million in services exports supporting **430 jobs**
- To Africa:** \$11 million in services exports supporting **50 jobs**

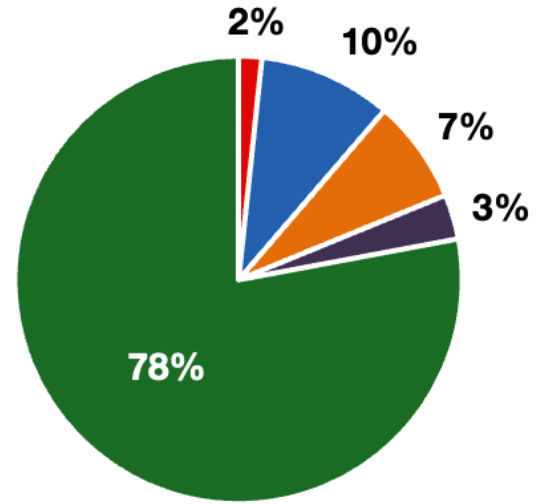
*Sources: National data from the U.S. Bureau of Economic Analysis, district export and jobs data from Trade Partnership Worldwide. Copyright 2026. The Coalition of Services Industries. All rights reserved.

MAINE'S 1ST DISTRICT

Services Fuel U.S. Jobs and Growth

Services fuel America's economic growth and jobs, generating more than 79 percent of employment in the United States and 75 percent of GDP. Services are a major component of the manufacturing and agricultural sectors, and they boost the competitiveness of those sectors.

In ME-1, services accounted 78% percent of all jobs in 2024. The top services sector for employment was education services, health care and social assistance, which alone employed 98,200 ME-1 workers.



■ Services
 ■ Agriculture
 ■ Manufacturing
 ■ Construction
 ■ Public Administration

ME-1 Services Industries Employ 293,000 Workers

ME-1 Jobs by Sector and Services Subsector, 2024

Agriculture, Forestry, & Mining	6,280
Construction	28,200
Manufacturing	36,200
Public Administration	12,200
Total Services	293,000
<i>Wholesale Trade</i>	6,030
<i>Retail Trade</i>	40,000
<i>Transportation, Warehousing, & Utilities</i>	14,800
<i>Information</i>	6,340
<i>Finance, Insurance, & Real Estate</i>	27,800
<i>Professional, Scientific, & Management</i>	48,600
<i>Education, Health Care, & Social Assistance</i>	98,200
<i>Arts, Entertainment, Accommodation, & Food</i>	33,300
<i>Other Services</i>	17,600