

U.S. SERVICES EXPORTS BOOSTING THE ECONOMY

MARYLAND

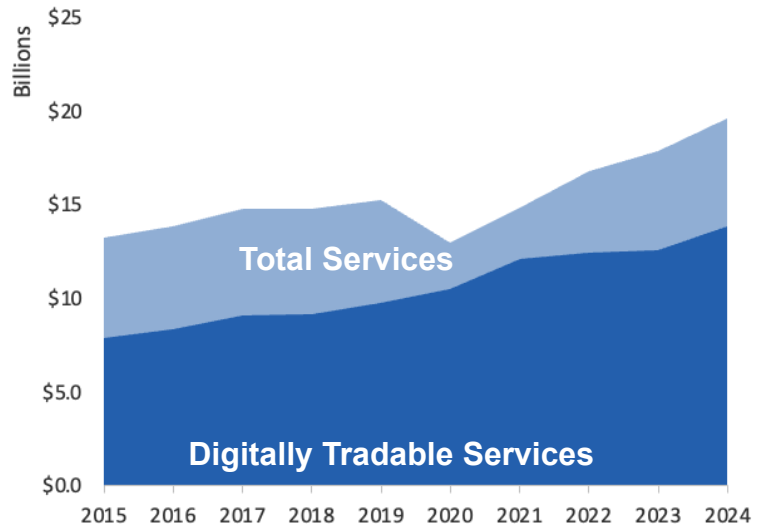
U.S. Services Supply the World

Maryland has seen a rise in services exports, boosting state economic growth and jobs. In 2024, U.S. services exports neared \$1.2 trillion and the U.S. services trade surplus was \$293 billion.

U.S. services industries are the most competitive and innovative in the world. They provide new economic opportunities and contribute to the successful production of manufacturing and agriculture in the United States and abroad.

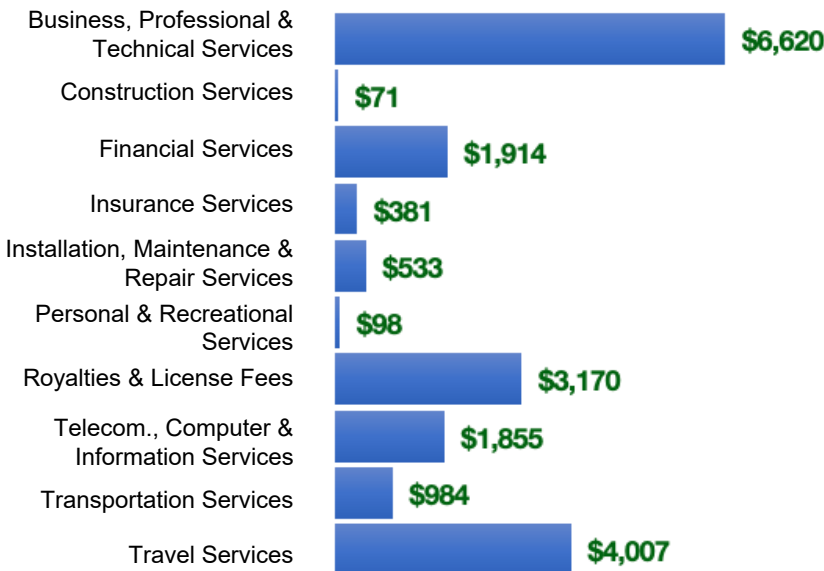
Type	2015	2019	2020	2024
Total Services	\$13B	\$15B	\$13B	\$20B
Digitally Tradable	\$7.9B	\$9.8B	\$11B	\$14B

Maryland Services Exports



Maryland Services Exports Support **115,000** Jobs, Including **67,200** from Digitally Tradable Services

MD Services Exports by Sector, 2024 (\$ millions)



MD Services Exports to Select Markets, 2024

- To China:** \$964 million in services exports supporting 6,950 jobs
- To Canada:** \$1.3 billion in services exports supporting 8,910 jobs
- To Mexico:** \$824 million in services exports supporting 5,470 jobs

MD Digital Services Exports to Select Markets, 2024

- To EU:** \$4.6 billion in services exports supporting 21,600 jobs
- To UK:** \$1.2 billion in services exports supporting 6,060 jobs
- To Africa:** \$164 million in services exports supporting 870 jobs

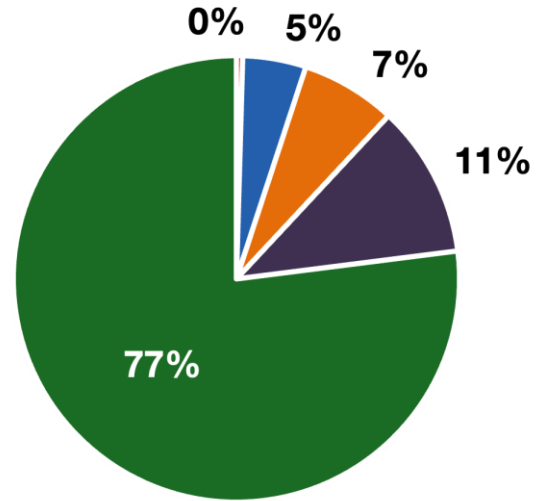
*Sources: National data from the U.S. Bureau of Economic Analysis, state export and jobs data from Trade Partnership Worldwide. Copyright 2026. The Coalition of Services Industries. All rights reserved.

MARYLAND

Services Fuel U.S. Jobs and Growth

Services fuel America’s economic growth and jobs, generating more than 79 percent of employment in the United States and 75 percent of GDP. Services are a major component of the manufacturing and agricultural sectors, and they boost the competitiveness of those sectors.

In Maryland, services accounted 77% percent of all jobs in 2024. The top services sector for employment was education services, health care and social assistance, which alone employed 801,350 Maryland workers.



■ Services
 ■ Agriculture
 ■ Manufacturing
 ■ Construction
 ■ Public Administration

Maryland Services Industries Employ 2.5 million Workers

Maryland Jobs by Sector and Services Subsector, 2024

Agriculture, Forestry, & Mining	14,600
Construction	224,000
Manufacturing	149,000
Public Administration	359,130
Total Services	2.5 million
<i>Wholesale Trade</i>	46,000
<i>Retail Trade</i>	291,000
<i>Transportation, Warehousing, & Utilities</i>	163,000
<i>Information</i>	57,400
<i>Finance, Insurance, & Real Estate</i>	179,000
<i>Professional, Scientific, & Management</i>	539,000
<i>Education, Health Care, & Social Assistance</i>	801,000
<i>Arts, Entertainment, Accommodation, & Food</i>	256,000
<i>Other Services</i>	170,000