

U.S. SERVICES EXPORTS BOOSTING THE ECONOMY

MASSACHUSETTS

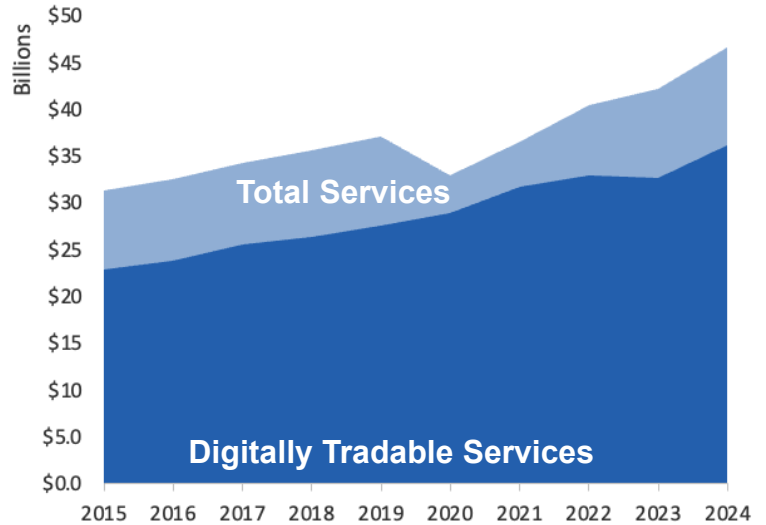
U.S. Services Supply the World

Massachusetts has seen a rise in services exports, boosting state economic growth and jobs. In 2024, U.S. services exports neared \$1.2 trillion and the U.S. services trade surplus was \$293 billion.

U.S. services industries are the most competitive and innovative in the world. They provide new economic opportunities and contribute to the successful production of manufacturing and agriculture in the United States and abroad.


Type	2015	2019	2020	2024
Total Services	\$31B	\$37B	\$33B	\$47B
Digitally Tradable	\$23B	\$28B	\$29B	\$36B

Massachusetts Services Exports



Massachusetts Services Exports Support **267,000** Jobs, Including **171,000** from Digitally Tradable Services

MA Services Exports by Sector, 2024 (\$ millions)



MA Services Exports to Select Markets, 2024

- To China:** \$2.5 billion in services exports supporting 19,220 jobs
- To Canada:** \$3.0 billion in services exports supporting 17,850 jobs
- To Mexico:** \$1.4 billion in services exports supporting 8,690 jobs

MA Digital Services Exports to Select Markets, 2024

- To EU:** \$11 billion in services exports supporting 49,700 jobs
- To UK:** \$3.2 billion in services exports supporting 15,500 jobs
- To Africa:** \$337 million in services exports supporting 1,710 jobs

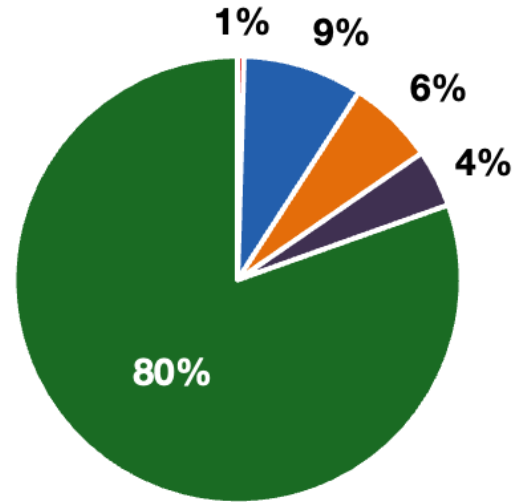
*Sources: National data from the U.S. Bureau of Economic Analysis, state export and jobs data from Trade Partnership Worldwide. Copyright 2026. The Coalition of Services Industries. All rights reserved.

MASSACHUSETTS

Services Fuel U.S. Jobs and Growth

Services fuel America’s economic growth and jobs, generating more than 79 percent of employment in the United States and 75 percent of GDP. Services are a major component of the manufacturing and agricultural sectors, and they boost the competitiveness of those sectors.

In Massachusetts, services accounted 80% percent of all jobs in 2024. The top services sector for employment was education services, health care and social assistance, which alone employed 1.1 million Massachusetts workers.



■ Services
 ■ Agriculture
 ■ Manufacturing
 ■ Construction
 ■ Public Administration

Massachusetts Services Industries Employ 3.1 million Workers

Massachusetts Jobs by Sector and Services Subsector, 2024

Agriculture, Forestry, & Mining	17,700
Construction	240,000
Manufacturing	332,000
Public Administration	159,370
Total Services	3.1 million
<i>Wholesale Trade</i>	62,700
<i>Retail Trade</i>	366,000
<i>Transportation, Warehousing, & Utilities</i>	161,000
<i>Information</i>	69,300
<i>Finance, Insurance, & Real Estate</i>	277,000
<i>Professional, Scientific, & Management</i>	604,000
<i>Education, Health Care, & Social Assistance</i>	1.1 million
<i>Arts, Entertainment, Accommodation, & Food</i>	298,000
<i>Other Services</i>	162,000