

MASSACHUSETTS' 1ST DISTRICT

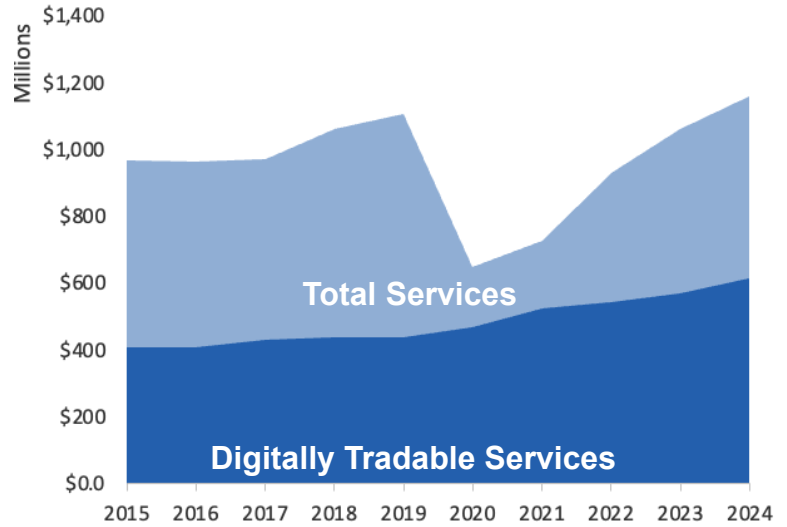
U.S. Services Supply the World

MA-1 has seen a rise in services exports, boosting state economic growth and jobs. In 2024, U.S. services exports neared \$1.2 trillion and the U.S. services trade surplus was \$293 billion.

U.S. services industries are the most competitive and innovative in the world. They provide new economic opportunities and contribute to the successful production of manufacturing and agriculture in the United States and abroad.

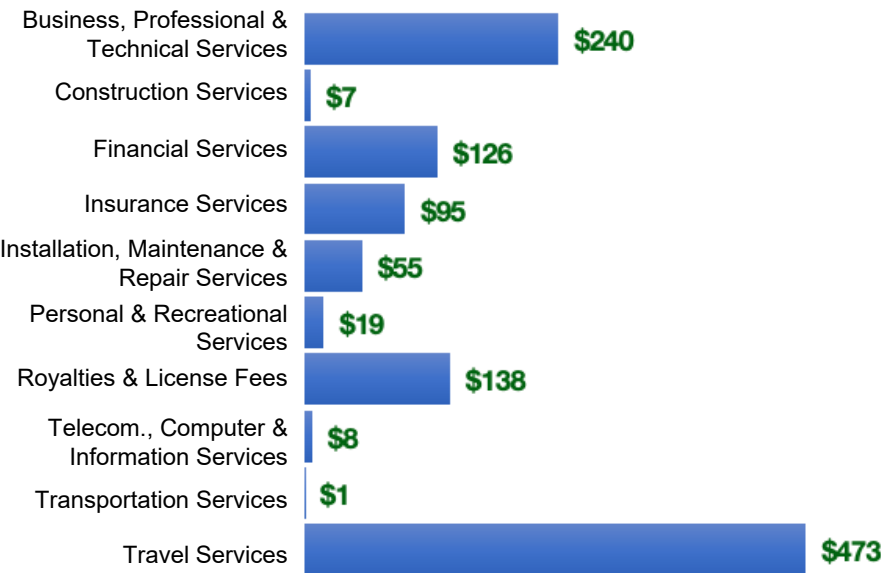
Type	2015	2019	2020	2024
Total Services	\$970M	\$1.1B	\$649M	\$1.2B
Digitally Tradable	\$410M	\$440M	\$469M	\$614M

MA-1 Services Exports



MA-1 Services Exports Support 7,620 Jobs, Including 2,600 from Digitally Tradable Services

MA-1 Services Exports by Sector, 2024 (\$ millions)



MA-1 Services Exports to Select Markets, 2024

- To China:** \$74 million in services exports supporting 510 jobs
- To Canada:** \$106 million in services exports supporting 810 jobs
- To Mexico:** \$82 million in services exports supporting 600 jobs

MA-1 Digital Services Exports to Select Markets, 2024

- To EU:** \$158 million in services exports supporting 630 jobs
- To UK:** \$77 million in services exports supporting 340 jobs
- To Africa:** \$10 million in services exports supporting 50 jobs

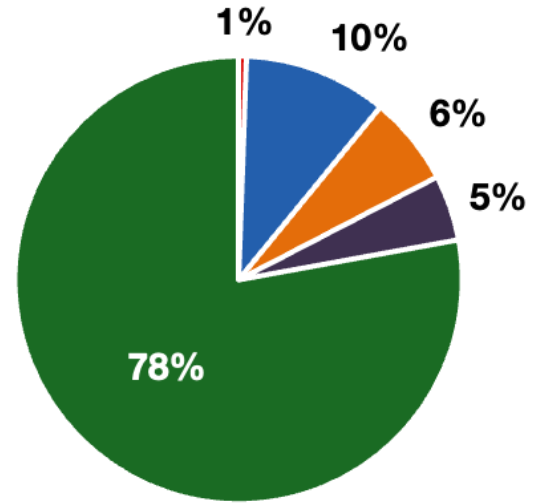
*Sources: National data from the U.S. Bureau of Economic Analysis, district export and jobs data from Trade Partnership Worldwide. Copyright 2026. The Coalition of Services Industries. All rights reserved.

MASSACHUSETTS' 1ST DISTRICT

Services Fuel U.S. Jobs and Growth

Services fuel America's economic growth and jobs, generating more than 79 percent of employment in the United States and 75 percent of GDP. Services are a major component of the manufacturing and agricultural sectors, and they boost the competitiveness of those sectors.

In MA-1, services accounted 78% percent of all jobs in 2024. The top services sector for employment was education services, health care and social assistance, which alone employed 115,000 MA-1 workers.



■ Services
 ■ Agriculture
 ■ Manufacturing
 ■ Construction
 ■ Public Administration

MA-1 Services Industries Employ 297,000 Workers

MA-1 Jobs by Sector and Services Subsector, 2024

Agriculture, Forestry, & Mining	2,160
Construction	24,600
Manufacturing	39,600
Public Administration	18,100
Total Services	297,000
<i>Wholesale Trade</i>	5,860
<i>Retail Trade</i>	42,100
<i>Transportation, Warehousing, & Utilities</i>	24,300
<i>Information</i>	5,370
<i>Finance, Insurance, & Real Estate</i>	22,700
<i>Professional, Scientific, & Management</i>	37,100
<i>Education, Health Care, & Social Assistance</i>	115,000
<i>Arts, Entertainment, Accommodation, & Food</i>	28,000
<i>Other Services</i>	17,200