

# U.S. SERVICES EXPORTS BOOSTING THE ECONOMY

## INDIANA

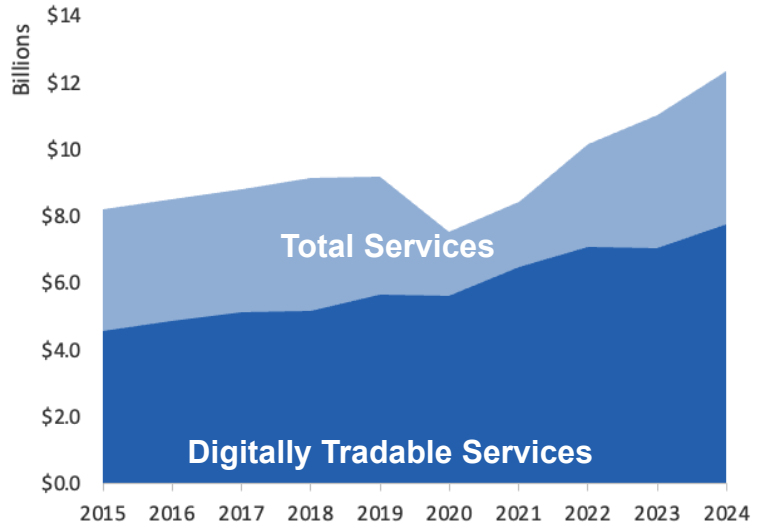
### U.S. Services Supply the World

Indiana has seen a rise in services exports, boosting state economic growth and jobs. In 2024, U.S. services exports neared \$1.2 trillion and the U.S. services trade surplus was \$293 billion.

U.S. services industries are the most competitive and innovative in the world. They provide new economic opportunities and contribute to the successful production of manufacturing and agriculture in the United States and abroad.

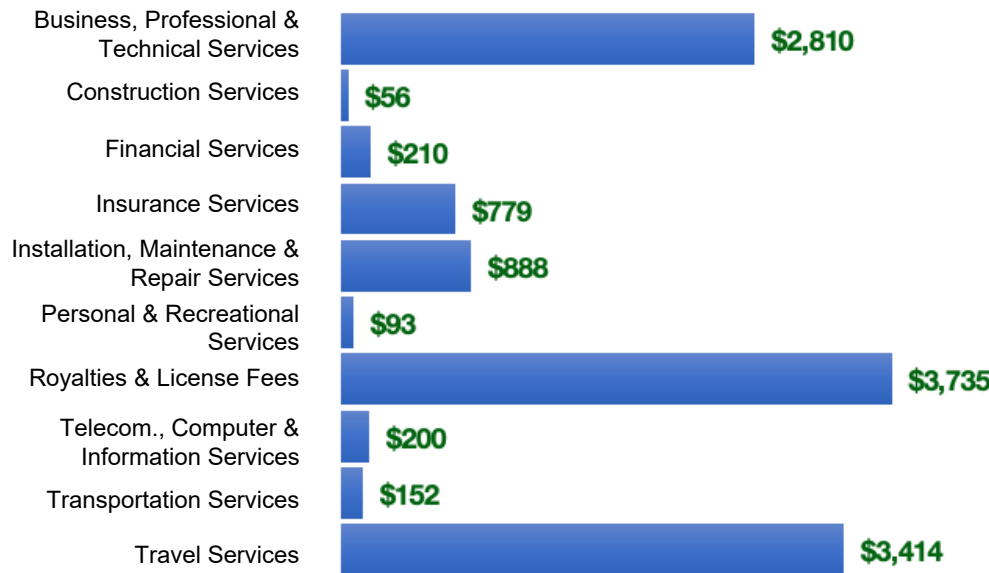
Type	2015	2019	2020	2024
Total Services	\$8.2B	\$9.2B	\$7.5B	\$12B
Digitally Tradable	\$4.6B	\$5.7B	\$5.6B	\$7.8B

### Indiana Services Exports



## Indiana Services Exports Support 70,700 Jobs, Including 28,000 from Digitally Tradable Services

### IN Services Exports by Sector, 2024 (\$ millions)



### IN Services Exports to Select Markets, 2024

- To China:** \$825 million in services exports supporting 6,360 jobs
- To Canada:** \$758 million in services exports supporting 5,420 jobs
- To Mexico:** \$529 million in services exports supporting 3,650 jobs

### IN Digital Services Exports to Select Markets, 2024

- To EU:** \$2.9 billion in services exports supporting 9,490 jobs
- To UK:** \$574 million in services exports supporting 2,470 jobs
- To Africa:** \$73 million in services exports supporting 330 jobs

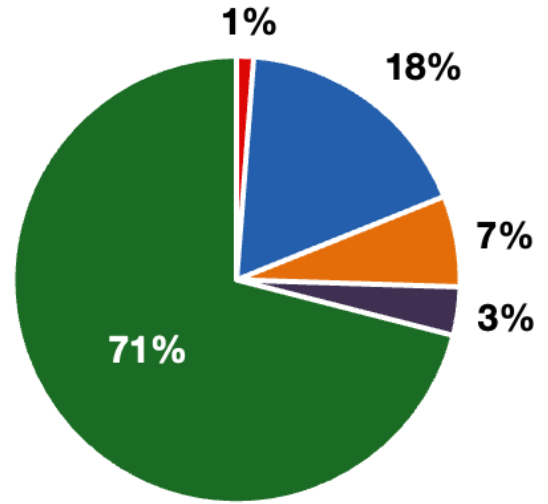
\*Sources: National data from the U.S. Bureau of Economic Analysis, state export and jobs data from Trade Partnership Worldwide. Copyright 2026. The Coalition of Services Industries. All rights reserved.

## INDIANA

### Services Fuel U.S. Jobs and Growth

Services fuel America's economic growth and jobs, generating more than 79 percent of employment in the United States and 75 percent of GDP. Services are a major component of the manufacturing and agricultural sectors, and they boost the competitiveness of those sectors.

In Indiana, services accounted 71% percent of all jobs in 2024. The top services sector for employment was education services, health care and social assistance, which alone employed 799,880 Indiana workers.



■ Services 
 ■ Agriculture 
 ■ Manufacturing 
 ■ Construction 
 ■ Public Administration

### Indiana Services Industries Employ 2.4 million Workers

### Indiana Jobs by Sector and Services Subsector, 2024

Agriculture, Forestry, & Mining	41,800
Construction	224,000
Manufacturing	603,000
Public Administration	119,070
<b>Total Services</b>	<b>2.4 million</b>
<i>Wholesale Trade</i>	67,100
<i>Retail Trade</i>	357,000
<i>Transportation, Warehousing, &amp; Utilities</i>	226,000
<i>Information</i>	40,800
<i>Finance, Insurance, &amp; Real Estate</i>	171,000
<i>Professional, Scientific, &amp; Management</i>	320,000
<i>Education, Health Care, &amp; Social Assistance</i>	800,000
<i>Arts, Entertainment, Accommodation, &amp; Food</i>	282,000
<i>Other Services</i>	154,000