

INDIANA'S 6TH DISTRICT

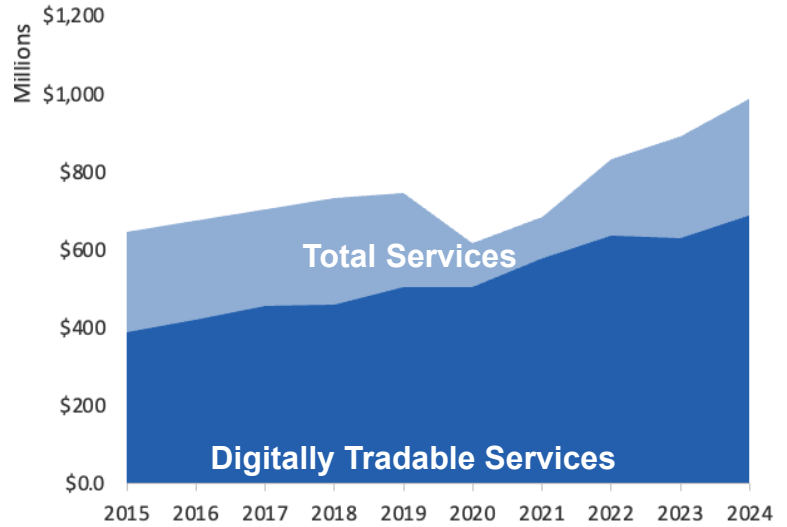
U.S. Services Supply the World

IN-6 has seen a rise in services exports, boosting state economic growth and jobs. In 2024, U.S. services exports neared \$1.2 trillion and the U.S. services trade surplus was \$293 billion.

U.S. services industries are the most competitive and innovative in the world. They provide new economic opportunities and contribute to the successful production of manufacturing and agriculture in the United States and abroad.

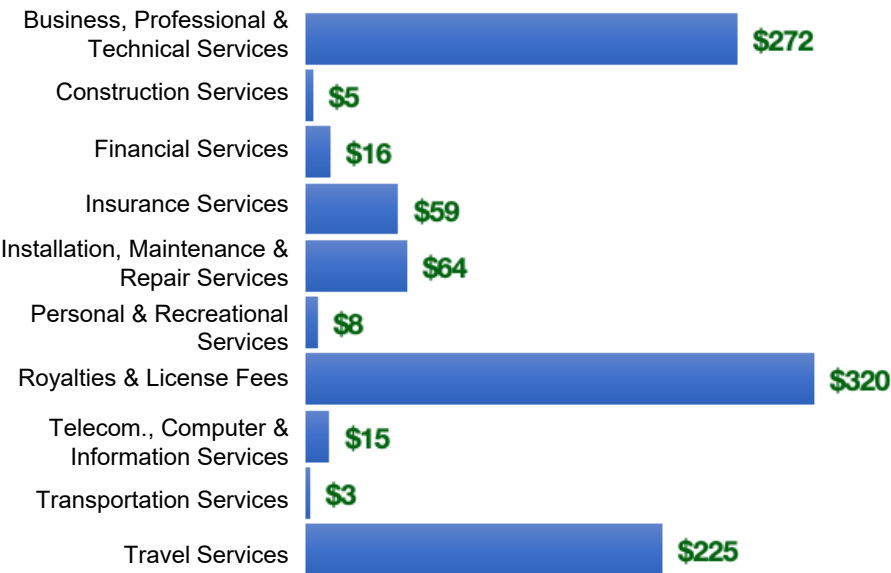
Type	2015	2019	2020	2024
Total Services	\$647M	\$746M	\$616M	\$988M
Digitally Tradable	\$388M	\$504M	\$504M	\$688M

IN-6 Services Exports



IN-6 Services Exports Support **5,320** Jobs, Including **2,470** from Digitally Tradable Services

IN-6 Services Exports by Sector, 2024 (\$ millions)



IN-6 Services Exports to Select Markets, 2024

- To China:** \$48 million in services exports supporting 310 jobs
- To Canada:** \$62 million in services exports supporting 450 jobs
- To Mexico:** \$46 million in services exports supporting 320 jobs

IN-6 Digital Services Exports to Select Markets, 2024

- To EU:** \$255 million in services exports supporting 840 jobs
- To UK:** \$50 million in services exports supporting 210 jobs
- To Africa:** \$6.2 million in services exports supporting 30 jobs

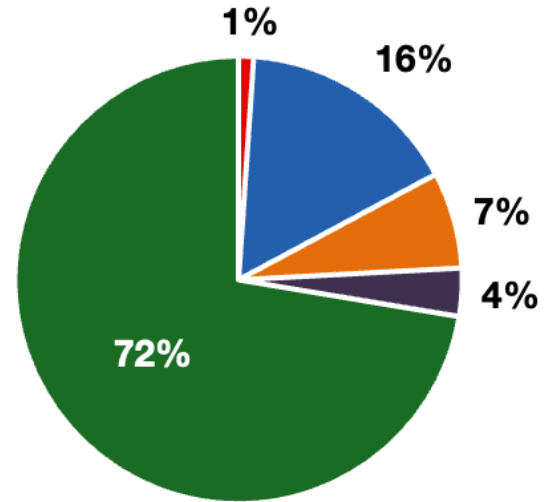
*Sources: National data from the U.S. Bureau of Economic Analysis, district export and jobs data from Trade Partnership Worldwide. Copyright 2026. The Coalition of Services Industries. All rights reserved.

INDIANA'S 6TH DISTRICT

Services Fuel U.S. Jobs and Growth

Services fuel America's economic growth and jobs, generating more than 79 percent of employment in the United States and 75 percent of GDP. Services are a major component of the manufacturing and agricultural sectors, and they boost the competitiveness of those sectors.

In IN-6, services accounted 72% percent of all jobs in 2024. The top services sector for employment was education services, health care and social assistance, which alone employed 87,600 IN-6 workers.



■ Services
 ■ Agriculture
 ■ Manufacturing
 ■ Construction
 ■ Public Administration

IN-6 Services Industries Employ 285,000 Workers

IN-6 Jobs by Sector and Services Subsector, 2024

Agriculture, Forestry, & Mining	4,260
Construction	27,500
Manufacturing	63,300
Public Administration	13,600
Total Services	285,000
<i>Wholesale Trade</i>	7,050
<i>Retail Trade</i>	45,400
<i>Transportation, Warehousing, & Utilities</i>	29,600
<i>Information</i>	4,980
<i>Finance, Insurance, & Real Estate</i>	20,500
<i>Professional, Scientific, & Management</i>	38,300
<i>Education, Health Care, & Social Assistance</i>	87,600
<i>Arts, Entertainment, Accommodation, & Food</i>	32,500
<i>Other Services</i>	18,900