

## INDIANA'S 1<sup>ST</sup> DISTRICT

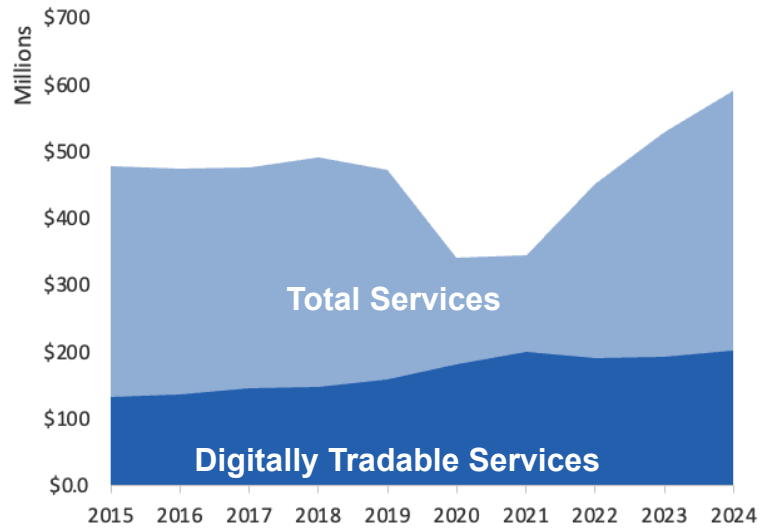
### U.S. Services Supply the World

IN-1 has seen a rise in services exports, boosting state economic growth and jobs. In 2024, U.S. services exports neared \$1.2 trillion and the U.S. services trade surplus was \$293 billion.

U.S. services industries are the most competitive and innovative in the world. They provide new economic opportunities and contribute to the successful production of manufacturing and agriculture in the United States and abroad.

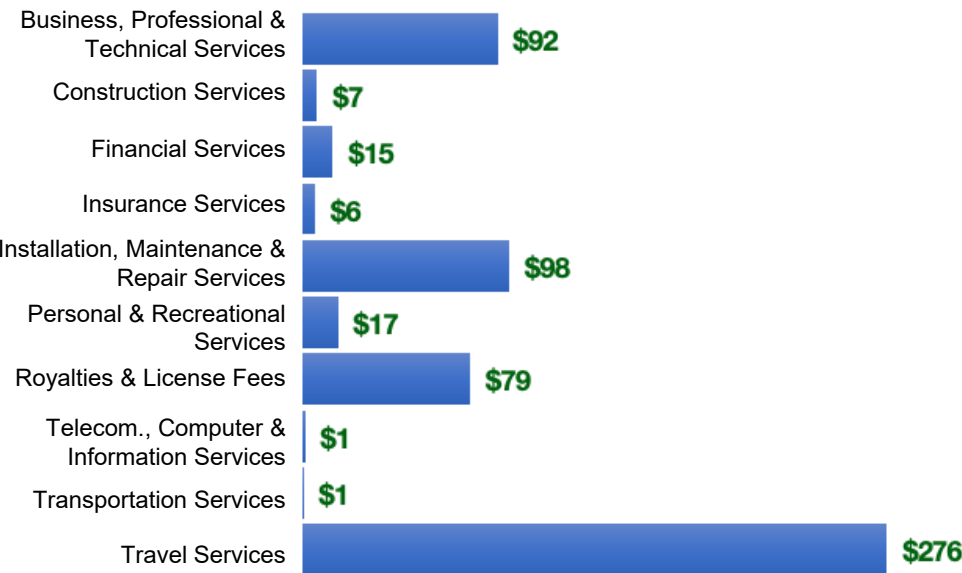
Type	2015	2019	2020	2024
Total Services	\$479M	\$472M	\$342M	\$592M
Digitally Tradable	\$132M	\$159M	\$181M	\$203M

### IN-1 Services Exports



### IN-1 Services Exports Support 4,370 Jobs, Including 820 from Digitally Tradable Services

#### IN-1 Services Exports by Sector, 2024 (\$ millions)



#### IN-1 Services Exports to Select Markets, 2024

- To China:** \$42 million in services exports supporting 330 jobs
- To Canada:** \$57 million in services exports supporting 480 jobs
- To Mexico:** \$45 million in services exports supporting 350 jobs

#### IN-1 Digital Services Exports to Select Markets, 2024

- To EU:** \$57 million in services exports supporting 210 jobs
- To UK:** \$17 million in services exports supporting 80 jobs
- To Africa:** \$4.5 million in services exports supporting 20 jobs

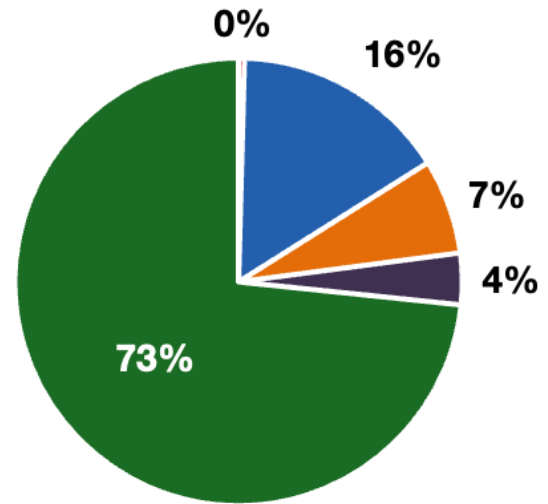
\*Sources: National data from the U.S. Bureau of Economic Analysis, district export and jobs data from Trade Partnership Worldwide. Copyright 2026. The Coalition of Services Industries. All rights reserved.

## INDIANA'S 1<sup>ST</sup> DISTRICT

### Services Fuel U.S. Jobs and Growth

Services fuel America's economic growth and jobs, generating more than 79 percent of employment in the United States and 75 percent of GDP. Services are a major component of the manufacturing and agricultural sectors, and they boost the competitiveness of those sectors.

In IN-1, services accounted 73% percent of all jobs in 2024. The top services sector for employment was education services, health care and social assistance, which alone employed 83,100 IN-1 workers.



■ Services 
 ■ Agriculture 
 ■ Manufacturing 
 ■ Construction 
 ■ Public Administration

### IN-1 Services Industries Employ 260,000 Workers

#### IN-1 Jobs by Sector and Services Subsector, 2024

Agriculture, Forestry, & Mining	1,490
Construction	24,300
Manufacturing	55,400
Public Administration	13,200
<b>Total Services</b>	<b>260,000</b>
<i>Wholesale Trade</i>	6,960
<i>Retail Trade</i>	36,200
<i>Transportation, Warehousing, &amp; Utilities</i>	28,000
<i>Information</i>	3,740
<i>Finance, Insurance, &amp; Real Estate</i>	18,800
<i>Professional, Scientific, &amp; Management</i>	33,400
<i>Education, Health Care, &amp; Social Assistance</i>	83,100
<i>Arts, Entertainment, Accommodation, &amp; Food</i>	32,400
<i>Other Services</i>	17,500