

ILLINOIS' 3RD DISTRICT

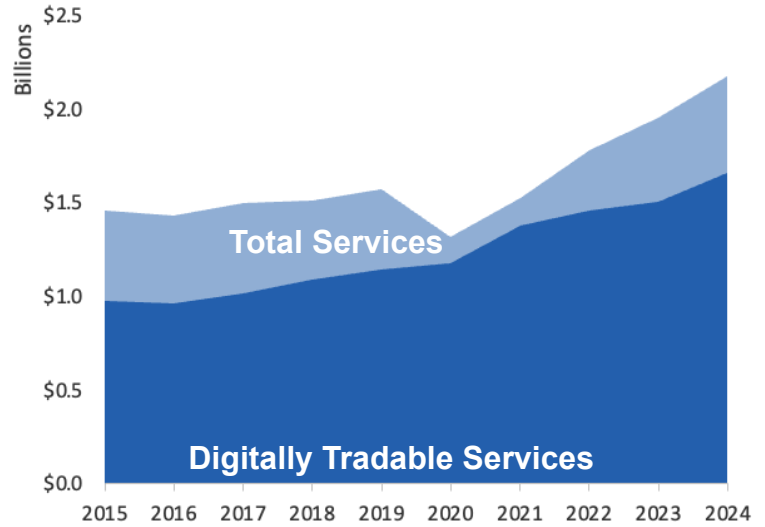
U.S. Services Supply the World

IL-3 has seen a rise in services exports, boosting state economic growth and jobs. In 2024, U.S. services exports neared \$1.2 trillion and the U.S. services trade surplus was \$293 billion.

U.S. services industries are the most competitive and innovative in the world. They provide new economic opportunities and contribute to the successful production of manufacturing and agriculture in the United States and abroad.

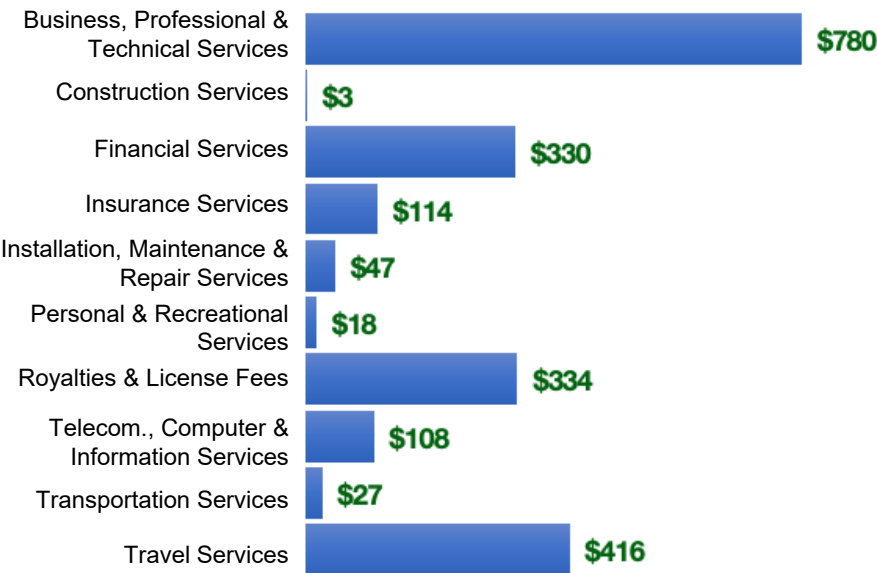
Type	2015	2019	2020	2024
Total Services	\$1.5B	\$1.6B	\$1.3B	\$2.2B
Digitally Tradable	\$978M	\$1.1B	\$1.2B	\$1.7B

IL-3 Services Exports



IL-3 Services Exports Support 12,400 Jobs, Including 7,600 from Digitally Tradable Services

IL-3 Services Exports by Sector, 2024 (\$ millions)



IL-3 Services Exports to Select Markets, 2024

- To China:** \$80 million in services exports supporting 500 jobs
- To Canada:** \$211 million in services exports supporting 1,300 jobs
- To Mexico:** \$103 million in services exports supporting 690 jobs

IL-3 Digital Services Exports to Select Markets, 2024

- To EU:** \$508 million in services exports supporting 2,300 jobs
- To UK:** \$161 million in services exports supporting 760 jobs
- To Africa:** \$18 million in services exports supporting 90 jobs

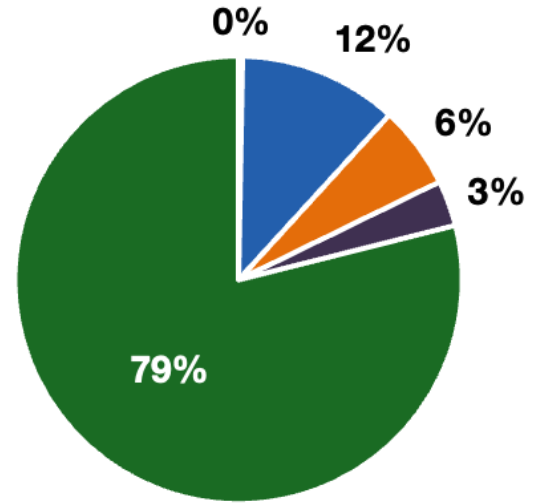
*Sources: National data from the U.S. Bureau of Economic Analysis, district export and jobs data from Trade Partnership Worldwide. Copyright 2026. The Coalition of Services Industries. All rights reserved.

ILLINOIS' 3RD DISTRICT

Services Fuel U.S. Jobs and Growth

Services fuel America's economic growth and jobs, generating more than 79 percent of employment in the United States and 75 percent of GDP. Services are a major component of the manufacturing and agricultural sectors, and they boost the competitiveness of those sectors.

In IL-3, services accounted 79 percent of all jobs in 2024. The top services sector for employment was education services, health care and social assistance, which alone employed 78,200 IL-3 workers.



■ Services
 ■ Agriculture
 ■ Manufacturing
 ■ Construction
 ■ Public Administration

IL-3 Services Industries Employ 305,000 Workers

IL-3 Jobs by Sector and Services Subsector, 2024

Agriculture, Forestry, & Mining	1,100
Construction	23,100
Manufacturing	44,400
Public Administration	12,700
Total Services	305,000
<i>Wholesale Trade</i>	9,750
<i>Retail Trade</i>	38,600
<i>Transportation, Warehousing, & Utilities</i>	26,300
<i>Information</i>	7,390
<i>Finance, Insurance, & Real Estate</i>	24,900
<i>Professional, Scientific, & Management</i>	57,400
<i>Education, Health Care, & Social Assistance</i>	78,200
<i>Arts, Entertainment, Accommodation, & Food</i>	43,800
<i>Other Services</i>	18,400