

ILLINOIS' 16TH DISTRICT

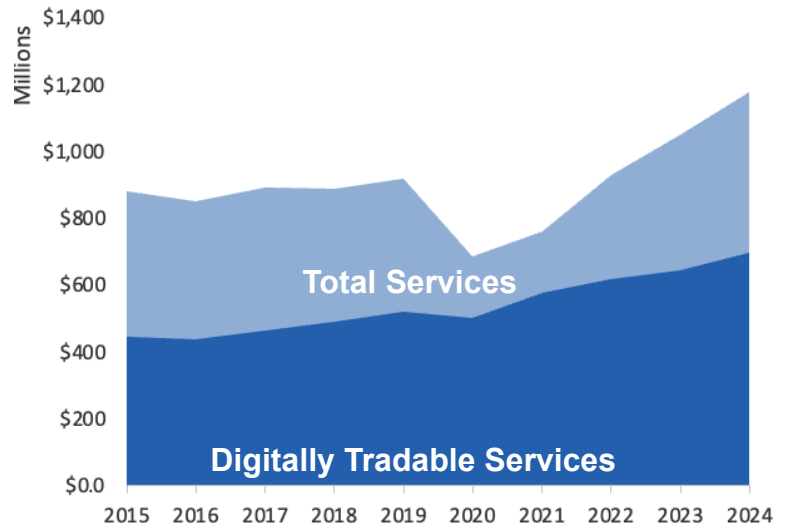
U.S. Services Supply the World

IL-16 has seen a rise in services exports, boosting state economic growth and jobs. In 2024, U.S. services exports neared \$1.2 trillion and the U.S. services trade surplus was \$293 billion.

U.S. services industries are the most competitive and innovative in the world. They provide new economic opportunities and contribute to the successful production of manufacturing and agriculture in the United States and abroad.

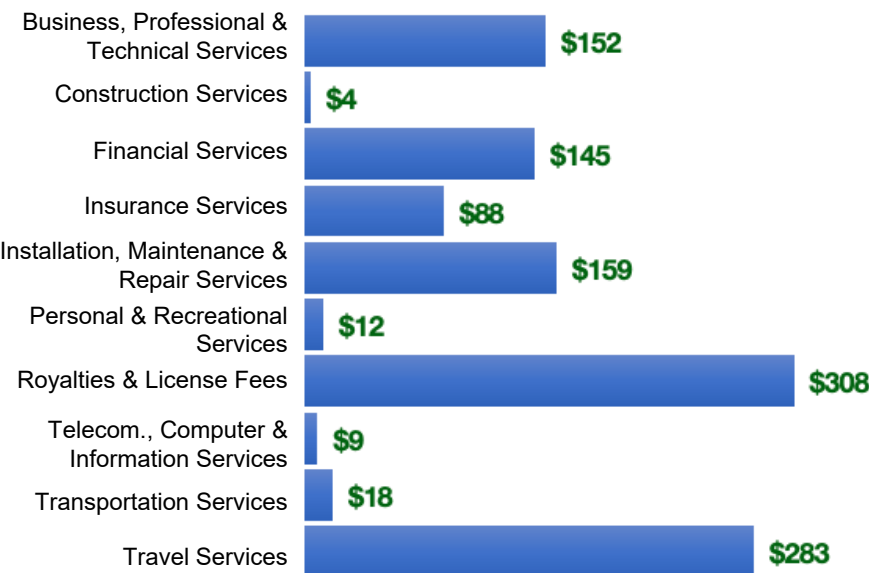
Type	2015	2019	2020	2024
Total Services	\$881M	\$920M	\$688M	\$1.2B
Digitally Tradable	\$445M	\$521M	\$504M	\$698M

IL-16 Services Exports



IL-16 Services Exports Support **6,460** Jobs, Including **2,410** from Digitally Tradable Services

IL-16 Services Exports by Sector, 2024 (\$ millions)



IL-16 Services Exports to Select Markets, 2024

- To China:** \$60 million in services exports supporting 360 jobs
- To Canada:** \$88 million in services exports supporting 610 jobs
- To Mexico:** \$67 million in services exports supporting 460 jobs

IL-16 Digital Services Exports to Select Markets, 2024

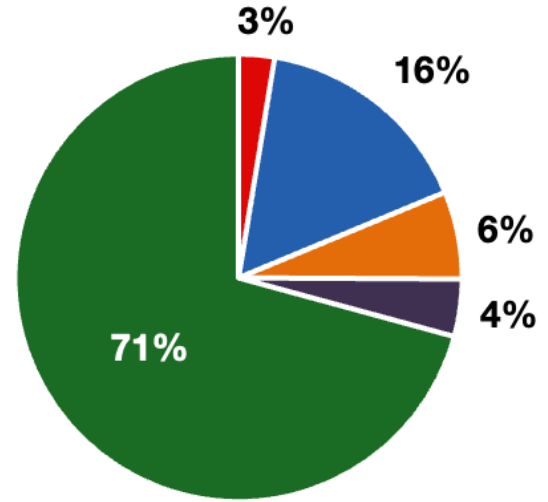
- To EU:** \$226 million in services exports supporting 700 jobs
- To UK:** \$69 million in services exports supporting 270 jobs
- To Africa:** \$7.4 million in services exports supporting 30 jobs

ILLINOIS' 16TH DISTRICT

Services Fuel U.S. Jobs and Growth

Services fuel America's economic growth and jobs, generating more than 79 percent of employment in the United States and 75 percent of GDP. Services are a major component of the manufacturing and agricultural sectors, and they boost the competitiveness of those sectors.

In IL-16, services accounted 71% percent of all jobs in 2024. The top services sector for employment was education services, health care and social assistance, which alone employed 82,700 IL-16 workers.



■ Services
 ■ Agriculture
 ■ Manufacturing
 ■ Construction
 ■ Public Administration

IL-16 Services Industries Employ 256,000 Workers

IL-16 Jobs by Sector and Services Subsector, 2024

Agriculture, Forestry, & Mining	9,390
Construction	22,900
Manufacturing	58,400
Public Administration	15,000
Total Services	256,000
<i>Wholesale Trade</i>	8,260
<i>Retail Trade</i>	36,800
<i>Transportation, Warehousing, & Utilities</i>	21,600
<i>Information</i>	3,800
<i>Finance, Insurance, & Real Estate</i>	27,600
<i>Professional, Scientific, & Management</i>	31,500
<i>Education, Health Care, & Social Assistance</i>	82,700
<i>Arts, Entertainment, Accommodation, & Food</i>	25,500
<i>Other Services</i>	18,400