

HAWAII

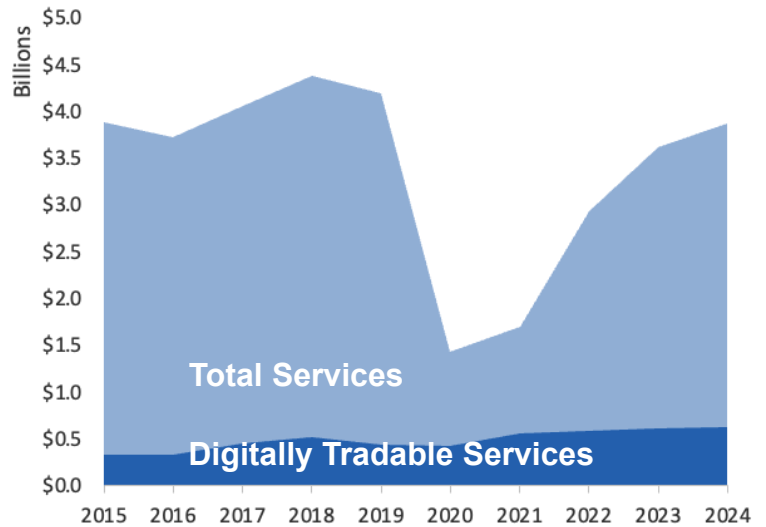
U.S. Services Supply the World

Hawaii has seen a rise in services exports, boosting state economic growth and jobs. In 2024, U.S. services exports neared \$1.2 trillion and the U.S. services trade surplus was \$293 billion.

U.S. services industries are the most competitive and innovative in the world. They provide new economic opportunities and contribute to the successful production of manufacturing and agriculture in the United States and abroad.

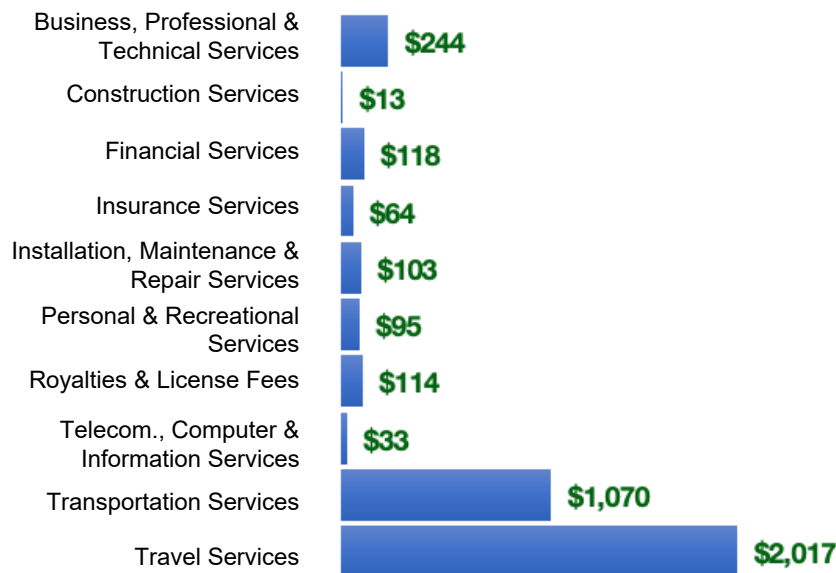
Type	2015	2019	2020	2024
Total Services	\$3.9B	\$4.2B	\$1.4B	\$3.9B
Digitally Tradable	\$333M	\$440M	\$427M	\$623M

Hawaii Services Exports



Hawaii Services Exports Support **28,400** Jobs, Including **2,700** from Digitally Tradable Services

HI Services Exports by Sector, 2024 (\$ millions)



HI Services Exports to Select Markets, 2024

- To China:** \$258 million in services exports supporting 1,970 jobs
- To Canada:** \$350 million in services exports supporting 3,120 jobs
- To Mexico:** \$359 million in services exports supporting 2,670 jobs

HI Digital Services Exports to Select Markets, 2024

- To EU:** \$127 million in services exports supporting 560 jobs
- To UK:** \$96 million in services exports supporting 420 jobs
- To Africa:** \$12 million in services exports supporting 60 jobs

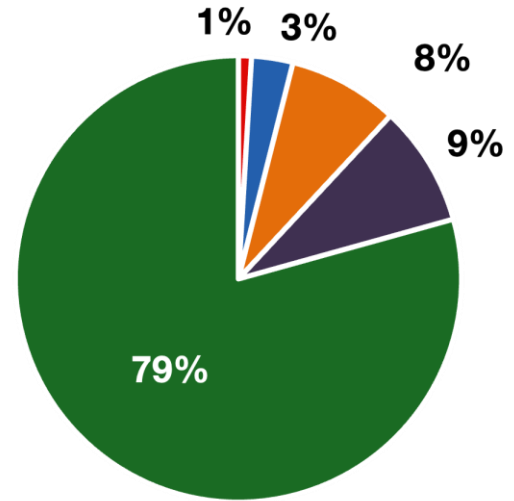
*Sources: National data from the U.S. Bureau of Economic Analysis, state export and jobs data from Trade Partnership Worldwide. Copyright 2026. The Coalition of Services Industries. All rights reserved.

HAWAII

Services Fuel U.S. Jobs and Growth

Services fuel America’s economic growth and jobs, generating more than 79 percent of employment in the United States and 75 percent of GDP. Services are a major component of the manufacturing and agricultural sectors, and they boost the competitiveness of those sectors.

In Hawaii, services accounted 79% percent of all jobs in 2024. The top services sector for employment was education services, health care and social assistance, which alone employed 155,750 Hawaii workers.



■ Services
 ■ Agriculture
 ■ Manufacturing
 ■ Construction
 ■ Public Administration

Hawaii Services Industries Employ 544,240 Workers

Hawaii Jobs by Sector and Services Subsector, 2024

Agriculture, Forestry, & Mining	6,450
Construction	54,900
Manufacturing	20,600
Public Administration	60,020
Total Services	544,000
<i>Wholesale Trade</i>	11,800
<i>Retail Trade</i>	70,000
<i>Transportation, Warehousing, & Utilities</i>	43,700
<i>Information</i>	8,010
<i>Finance, Insurance, & Real Estate</i>	46,000
<i>Professional, Scientific, & Management</i>	73,700
<i>Education, Health Care, & Social Assistance</i>	156,000
<i>Arts, Entertainment, Accommodation, & Food</i>	104,000
<i>Other Services</i>	31,400