

## GEORGIA'S 4<sup>TH</sup> DISTRICT

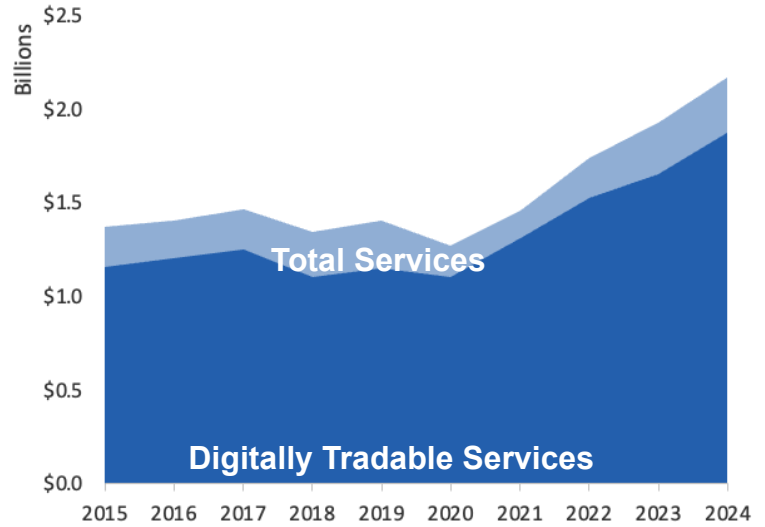
### U.S. Services Supply the World

GA-4 has seen a rise in services exports, boosting state economic growth and jobs. In 2024, U.S. services exports neared \$1.2 trillion and the U.S. services trade surplus was \$293 billion.

U.S. services industries are the most competitive and innovative in the world. They provide new economic opportunities and contribute to the successful production of manufacturing and agriculture in the United States and abroad.

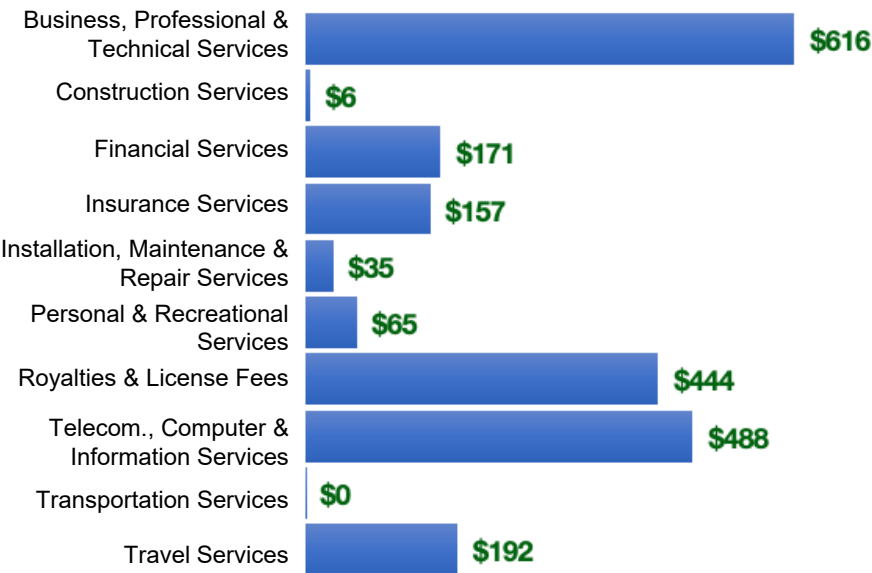
Type	2015	2019	2020	2024
Total Services	\$1.4B	\$1.4B	\$1.3B	\$2.2B
Digitally Tradable	\$1.2B	\$1.2B	\$1.1B	\$1.9B

### GA-4 Services Exports



### GA-4 Services Exports Support 10,600 Jobs, Including 8,260 from Digitally Tradable Services

#### GA-4 Services Exports by Sector, 2024 (\$ millions)



#### GA-4 Services Exports to Select Markets, 2024

- To China:** \$79 million in services exports supporting 390 jobs
- To Canada:** \$190 million in services exports supporting 1,000 jobs
- To Mexico:** \$86 million in services exports supporting 480 jobs

#### GA-4 Digital Services Exports to Select Markets, 2024

- To EU:** \$581 million in services exports supporting 2,500 jobs
- To UK:** \$210 million in services exports supporting 970 jobs
- To Africa:** \$23 million in services exports supporting 110 jobs

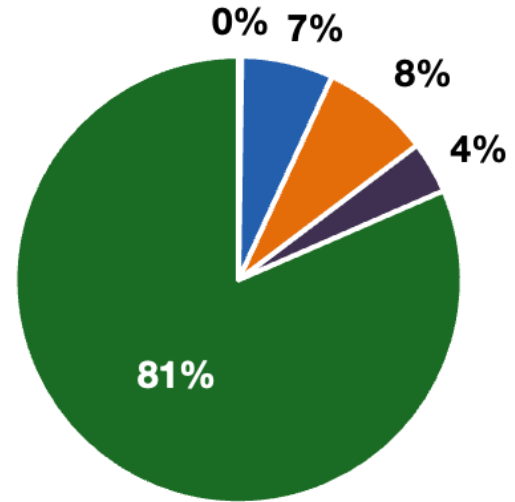
\*Sources: National data from the U.S. Bureau of Economic Analysis, district export and jobs data from Trade Partnership Worldwide. Copyright 2026. The Coalition of Services Industries. All rights reserved.

## GEORGIA'S 4<sup>TH</sup> DISTRICT

### Services Fuel U.S. Jobs and Growth

Services fuel America's economic growth and jobs, generating more than 79 percent of employment in the United States and 75 percent of GDP. Services are a major component of the manufacturing and agricultural sectors, and they boost the competitiveness of those sectors.

In GA-4, services accounted 81% percent of all jobs in 2024. The top services sector for employment was education services, health care and social assistance, which alone employed 76,800 GA-4 workers.



■ Services 
 ■ Agriculture 
 ■ Manufacturing 
 ■ Construction 
 ■ Public Administration

### GA-4 Services Industries Employ 326,000 Workers

#### GA-4 Jobs by Sector and Services Subsector, 2024

Agriculture, Forestry, & Mining	870
Construction	31,400
Manufacturing	26,600
Public Administration	15,000
<b>Total Services</b>	<b>326,000</b>
<i>Wholesale Trade</i>	7,510
<i>Retail Trade</i>	45,300
<i>Transportation, Warehousing, &amp; Utilities</i>	34,800
<i>Information</i>	10,600
<i>Finance, Insurance, &amp; Real Estate</i>	26,700
<i>Professional, Scientific, &amp; Management</i>	65,200
<i>Education, Health Care, &amp; Social Assistance</i>	76,800
<i>Arts, Entertainment, Accommodation, &amp; Food</i>	40,300
<i>Other Services</i>	18,900