

DELAWARE'S AT-LARGE DISTRICT

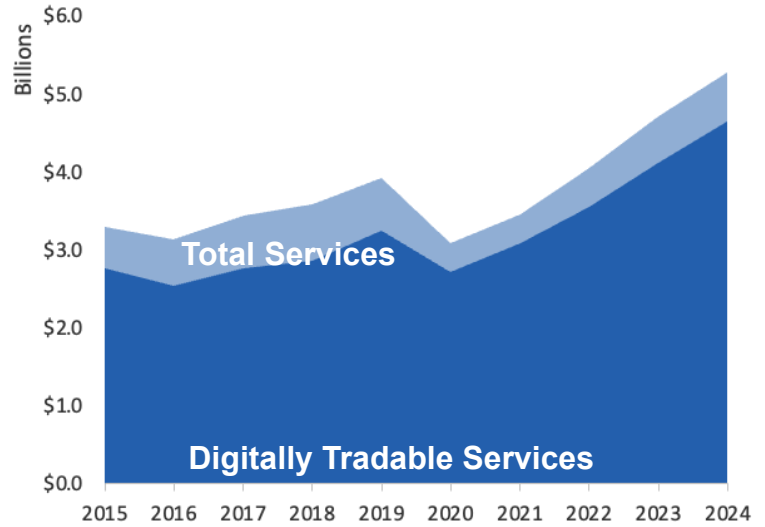
U.S. Services Supply the World

DE-AL has seen a rise in services exports, boosting state economic growth and jobs. In 2024, U.S. services exports neared \$1.2 trillion and the U.S. services trade surplus was \$293 billion.

U.S. services industries are the most competitive and innovative in the world. They provide new economic opportunities and contribute to the successful production of manufacturing and agriculture in the United States and abroad.

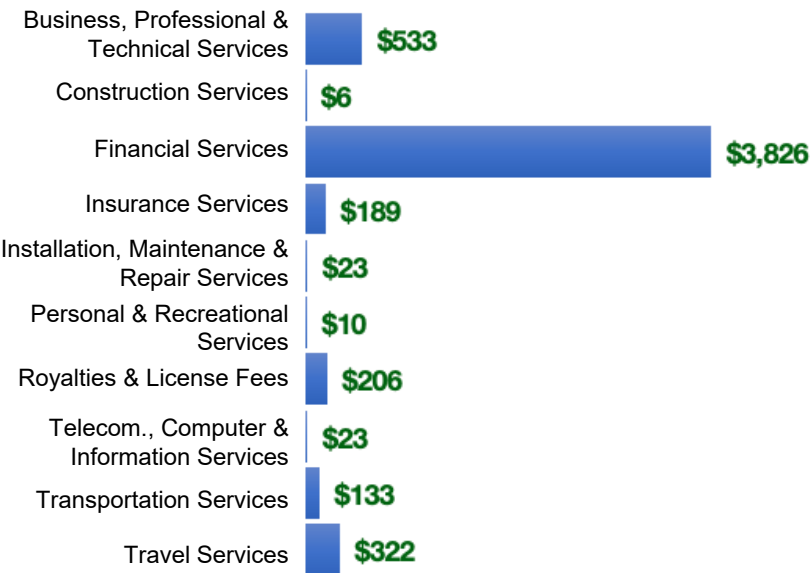
Type	2015	2019	2020	2024
Total Services	\$3.3B	\$3.9B	\$3.1B	\$5.3B
Digitally Tradable	\$2.8B	\$3.2B	\$2.7B	\$4.6B

DE-AL Services Exports



DE-AL Services Exports Support **23,300** Jobs, Including **18,200** from Digitally Tradable Services

DE-AL Services Exports by Sector, 2024 (\$ millions)



DE-AL Services Exports to Select Markets, 2024

- To China:** \$234 million in services exports supporting 1,400 jobs
- To Canada:** \$368 million in services exports supporting 1,600 jobs
- To Mexico:** \$224 million in services exports supporting 990 jobs

DE-AL Digital Services Exports to Select Markets, 2024

- To EU:** \$941 million in services exports supporting 3,700 jobs
- To UK:** \$517 million in services exports supporting 2,000 jobs
- To Africa:** \$143 million in services exports supporting 550 jobs

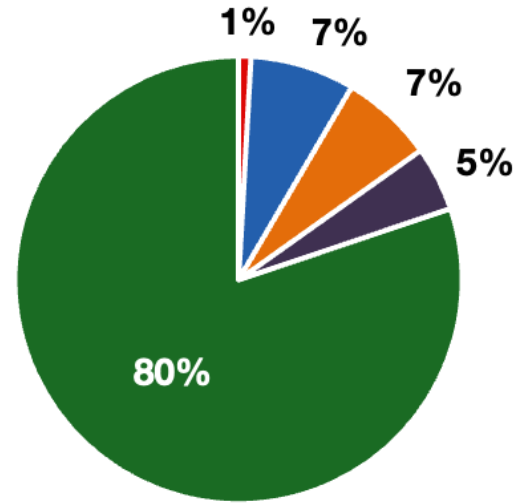
*Sources: National data from the U.S. Bureau of Economic Analysis, district export and jobs data from Trade Partnership Worldwide. Copyright 2026. The Coalition of Services Industries. All rights reserved.

DELAWARE'S AT-LARGE DISTRICT

Services Fuel U.S. Jobs and Growth

Services fuel America's economic growth and jobs, generating more than 79 percent of employment in the United States and 75 percent of GDP. Services are a major component of the manufacturing and agricultural sectors, and they boost the competitiveness of those sectors.

In DE-AL, services accounted 80 percent of all jobs in 2024. The top services sector for employment was education services, health care and social assistance, which alone employed 139,000 DE-AL workers.



■ Services
 ■ Agriculture
 ■ Manufacturing
 ■ Construction
 ■ Public Administration

DE-AL Services Industries Employ 407,000 Workers

DE-AL Jobs by Sector and Services Subsector, 2024

Agriculture, Forestry, & Mining	4,530
Construction	34,200
Manufacturing	38,400
Public Administration	23,800
Total Services	407,000
<i>Wholesale Trade</i>	11,300
<i>Retail Trade</i>	52,400
<i>Transportation, Warehousing, & Utilities</i>	27,300
<i>Information</i>	5,710
<i>Finance, Insurance, & Real Estate</i>	47,300
<i>Professional, Scientific, & Management</i>	60,000
<i>Education, Health Care, & Social Assistance</i>	139,000
<i>Arts, Entertainment, Accommodation, & Food</i>	45,600
<i>Other Services</i>	19,200