

DISTRICT OF COLUMBIA

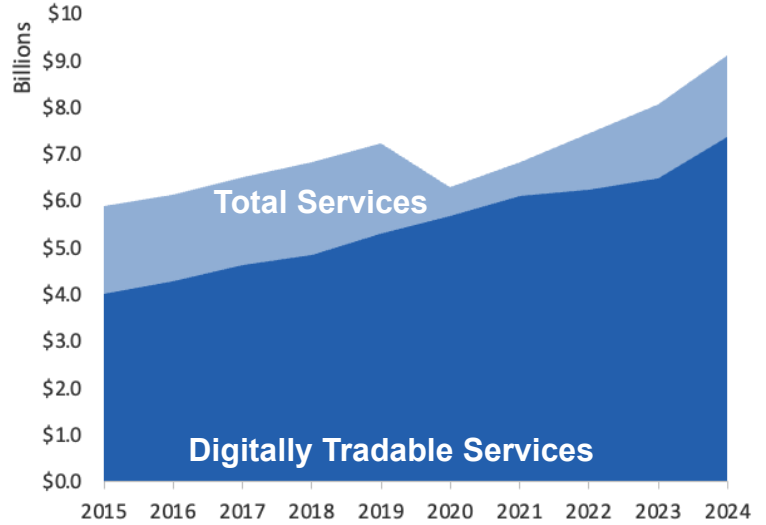
U.S. Services Supply the World

District of Columbia has seen a rise in services exports, boosting state economic growth and jobs. In 2024, U.S. services exports neared \$1.2 trillion and the U.S. services trade surplus was \$293 billion.

U.S. services industries are the most competitive and innovative in the world. They provide new economic opportunities and contribute to the successful production of manufacturing and agriculture in the United States and abroad.

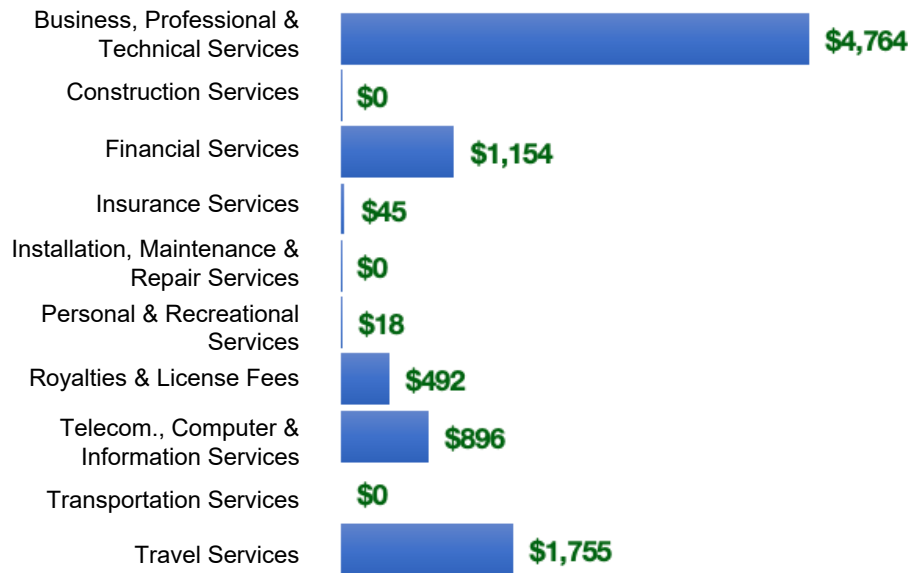
Type	2015	2019	2020	2024
Total Services	\$5.9B	\$7.2B	\$6.3B	\$9.1B
Digitally Tradable	\$4.0B	\$5.3B	\$5.7B	\$7.4B

District of Columbia Services Exports



District of Columbia Services Exports Support **55,800** Jobs, Including **37,900** from Digitally Tradable Services

DC Services Exports by Sector, 2024 (\$ millions)



DC Services Exports to Select Markets, 2024

- To China:** \$422 million in services exports supporting 3,310 jobs
- To Canada:** \$892 million in services exports supporting 5,070 jobs
- To Mexico:** \$335 million in services exports supporting 2,220 jobs

DC Digital Services Exports to Select Markets, 2024

- To EU:** \$2.2 billion in services exports supporting 11,700 jobs
- To UK:** \$736 million in services exports supporting 3,760 jobs
- To Africa:** \$86 million in services exports supporting 450 jobs

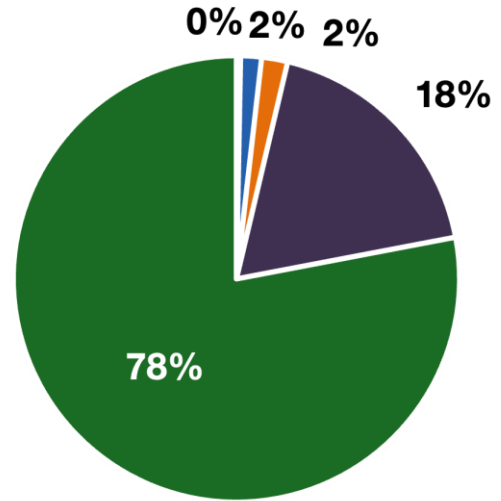
*Sources: National data from the U.S. Bureau of Economic Analysis, state export and jobs data from Trade Partnership Worldwide. Copyright 2026. The Coalition of Services Industries. All rights reserved.

DISTRICT OF COLUMBIA

Services Fuel U.S. Jobs and Growth

Services fuel America’s economic growth and jobs, generating more than 79 percent of employment in the United States and 75 percent of GDP. Services are a major component of the manufacturing and agricultural sectors, and they boost the competitiveness of those sectors.

In District of Columbia, services accounted 78% percent of all jobs in 2024. The top services sector for employment was professional, scientific and management services, which alone employed 96,310 District of Columbia workers.



■ Services
 ■ Agriculture
 ■ Manufacturing
 ■ Construction
 ■ Public Administration

District of Columbia Services Industries Employ 303,410 Workers

District of Columbia Jobs by Sector and Services Subsector, 2024

Agriculture, Forestry, & Mining	1,150
Construction	7,340
Manufacturing	5,900
Public Administration	71,220
Total Services	303,000
<i>Wholesale Trade</i>	2,490
<i>Retail Trade</i>	17,000
<i>Transportation, Warehousing, & Utilities</i>	8,720
<i>Information</i>	16,400
<i>Finance, Insurance, & Real Estate</i>	21,200
<i>Professional, Scientific, & Management</i>	96,300
<i>Education, Health Care, & Social Assistance</i>	70,300
<i>Arts, Entertainment, Accommodation, & Food</i>	30,000
<i>Other Services</i>	40,700