

## UNITED STATES OF AMERICA

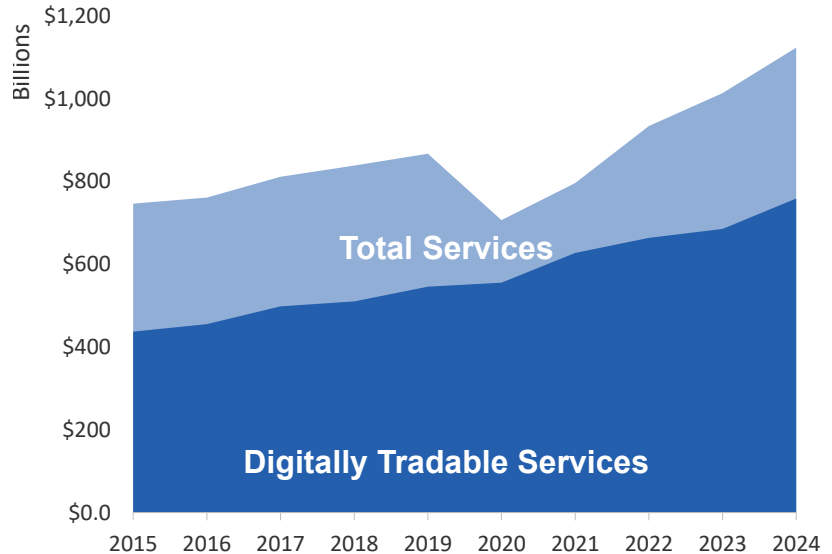
### U.S. Services Supply the World

The United States has seen a rise in services exports, boosting state economic growth and jobs. In 2024, U.S. services exports exceeded \$1.1 trillion and the U.S. services trade surplus was \$293 billion.

U.S. services industries are the most competitive and innovative in the world. They provide new economic opportunities and contribute to the successful production of manufacturing and agriculture in the United States and abroad.

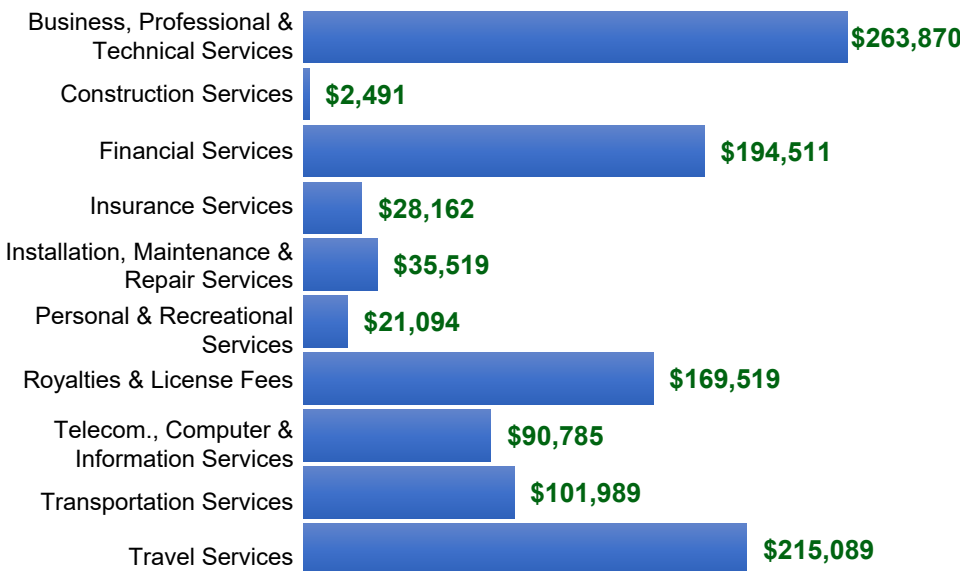
Type	2015	2019	2020	2024
Total Services	\$746B	\$867B	\$706B	\$1.1T
Digitally Tradable	\$437B	\$546B	\$555B	\$759B

### United States Services Exports



U.S. Services Exports Support **6.2 Million** Jobs, Including **3.4 Million** from Digitally Tradable Services

### US Services Exports by Sector, 2024 (\$ millions)



### US Services Exports to Select Markets, 2024

- To China:** \$54 billion in services exports supporting 371,800 jobs
- To Canada:** \$90 billion in services exports supporting 543,800 jobs
- To Mexico:** \$50 billion in services exports supporting 316,000 jobs

### US Digital Services Exports to Select Markets, 2024

- To EU:** \$227 billion in services exports supporting 972,700 jobs
- To UK:** \$77 billion in services exports supporting 352,200 jobs
- To Africa:** \$9.3 billion in services exports supporting 43,500 jobs

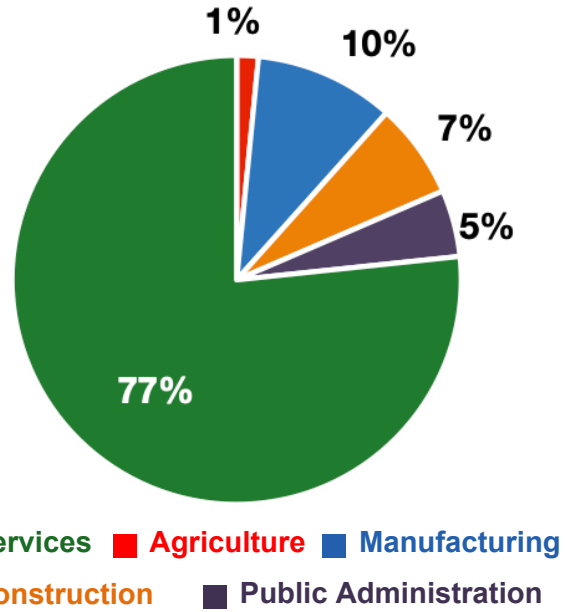
\* Sources: National data from the U.S. Bureau of Economic Analysis, state export and jobs data from Trade Partnership Worldwide. Copyright 2026. The Coalition of Services Industries. All rights reserved.

## UNITED STATES OF AMERICA

### Services Fuel U.S. Jobs and Growth

Services fuel America’s economic growth and jobs, generating more than 77 percent of employment in the United States and 75 percent of GDP. Services are a major component of the manufacturing and agricultural sectors, and they boost the competitiveness of those sectors.

The top services sector for employment was education, health care, and social assistance services, which alone employed 39.7 million U.S. workers.



### U.S. Services Industries Employ 129 Million Workers

#### U.S Jobs by Sector and Services Subsector, 2024

Agriculture, Forestry, & Mining	2.5 Million
Construction	11.6 Million
Manufacturing	16.1 Million
Public Administration	7.9 Million
<b>Total Services</b>	<b>129 Million</b>
<i>Wholesale Trade</i>	3.3 Million
<i>Retail Trade</i>	17.8 Million
<i>Transportation, Warehousing, &amp; Utilities</i>	9.9 Million
<i>Information</i>	3.0 Million
<i>Finance, Insurance, &amp; Real Estate</i>	11.0 Million
<i>Professional, Scientific, &amp; Management</i>	21.5 Million
<i>Education, Health Care, &amp; Social Assistance</i>	39.8 Million
<i>Arts, Entertainment, Accommodation, &amp; Food</i>	14.9 Million
<i>Other Services</i>	8.0 Million