

# U.S. SERVICES EXPORTS BOOSTING THE ECONOMY

## COLORADO

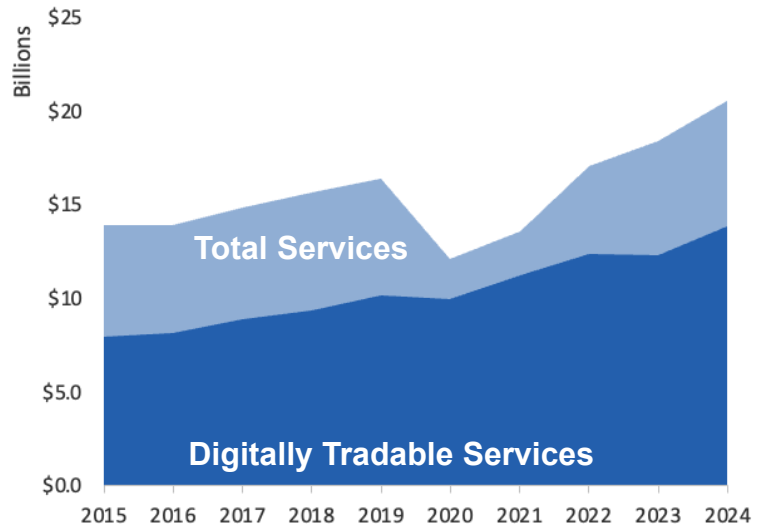
### U.S. Services Supply the World

Colorado has seen a rise in services exports, boosting state economic growth and jobs. In 2024, U.S. services exports neared \$1.2 trillion and the U.S. services trade surplus was \$293 billion.

U.S. services industries are the most competitive and innovative in the world. They provide new economic opportunities and contribute to the successful production of manufacturing and agriculture in the United States and abroad.

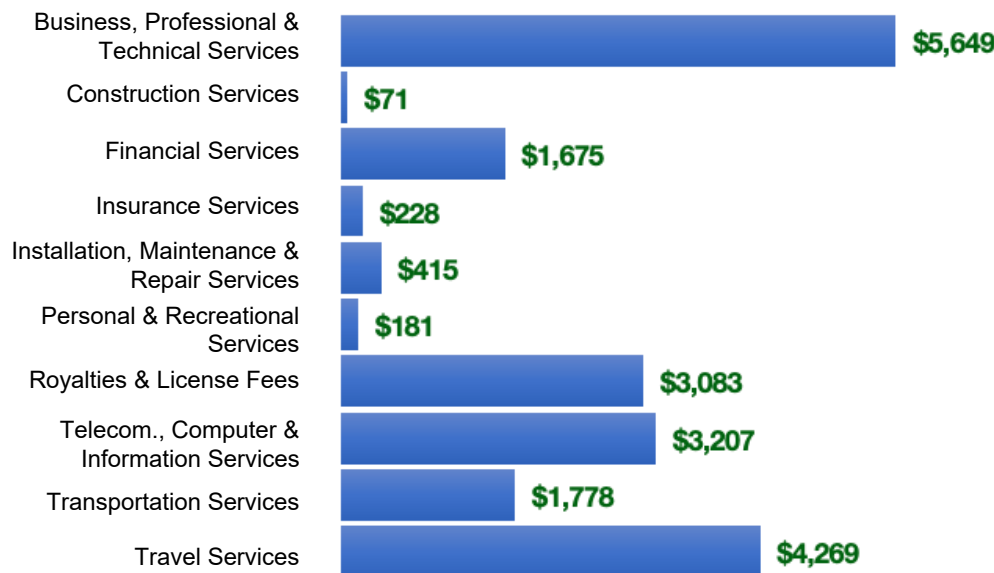
Type	2015	2019	2020	2024
Total Services	\$14B	\$16B	\$12B	\$21B
Digitally Tradable	\$7.9B	\$10B	\$10B	\$14B

### Colorado Services Exports



Colorado Services Exports Support **122,000** Jobs, Including **64,700** from Digitally Tradable Services

### CO Services Exports by Sector, 2024 (\$ millions)



### CO Services Exports to Select Markets, 2024

- To China:** \$867 million in services exports supporting 6,450 jobs
- To Canada:** \$1.7 billion in services exports supporting 11,290 jobs
- To Mexico:** \$1.1 billion in services exports supporting 7,320 jobs

### CO Digital Services Exports to Select Markets, 2024

- To EU:** \$4.4 billion in services exports supporting 20,000 jobs
- To UK:** \$1.3 billion in services exports supporting 6,260 jobs
- To Africa:** \$199 million in services exports supporting 1,020 jobs

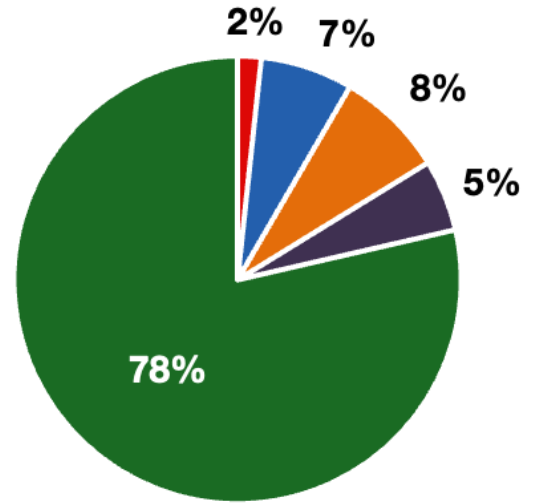
\*Sources: National data from the U.S. Bureau of Economic Analysis, state export and jobs data from Trade Partnership Worldwide. Copyright 2026. The Coalition of Services Industries. All rights reserved.

## COLORADO

### Services Fuel U.S. Jobs and Growth

Services fuel America’s economic growth and jobs, generating more than 79 percent of employment in the United States and 75 percent of GDP. Services are a major component of the manufacturing and agricultural sectors, and they boost the competitiveness of those sectors.

In Colorado, services accounted 78% percent of all jobs in 2024. The top services sector for employment was education services, health care and social assistance, which alone employed 712,710 Colorado workers.



■ Services 
 ■ Agriculture 
 ■ Manufacturing 
 ■ Construction 
 ■ Public Administration

## Colorado Services Industries Employ 2.5 million Workers

### Colorado Jobs by Sector and Services Subsector, 2024

Agriculture, Forestry, & Mining	<b>54,200</b>
Construction	<b>249,000</b>
Manufacturing	<b>213,000</b>
Public Administration	<b>164,750</b>
<b>Total Services</b>	<b>2.5 million</b>
<i>Wholesale Trade</i>	<b>59,600</b>
<i>Retail Trade</i>	<b>306,000</b>
<i>Transportation, Warehousing, &amp; Utilities</i>	<b>166,000</b>
<i>Information</i>	<b>78,500</b>
<i>Finance, Insurance, &amp; Real Estate</i>	<b>215,000</b>
<i>Professional, Scientific, &amp; Management</i>	<b>516,000</b>
<i>Education, Health Care, &amp; Social Assistance</i>	<b>713,000</b>
<i>Arts, Entertainment, Accommodation, &amp; Food</i>	<b>289,000</b>
<i>Other Services</i>	<b>159,000</b>