

# U.S. SERVICES EXPORTS BOOSTING THE ECONOMY

## CALIFORNIA

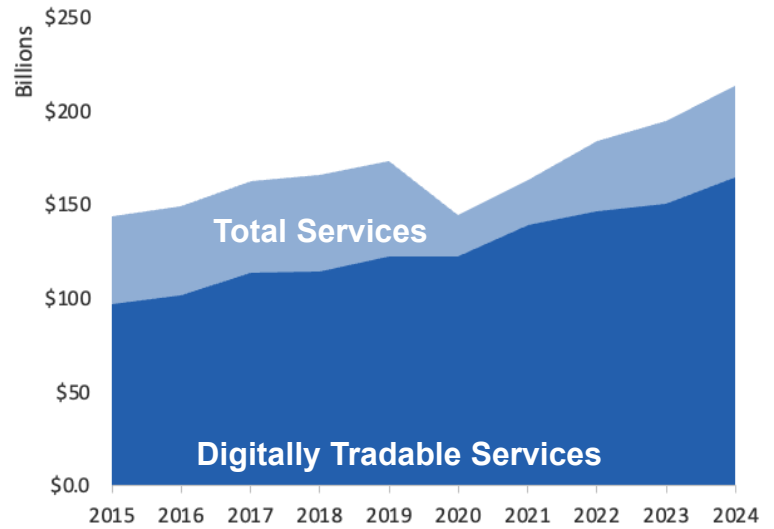
### U.S. Services Supply the World

California has seen a rise in services exports, boosting state economic growth and jobs. In 2024, U.S. services exports neared \$1.2 trillion and the U.S. services trade surplus was \$293 billion.

U.S. services industries are the most competitive and innovative in the world. They provide new economic opportunities and contribute to the successful production of manufacturing and agriculture in the United States and abroad.

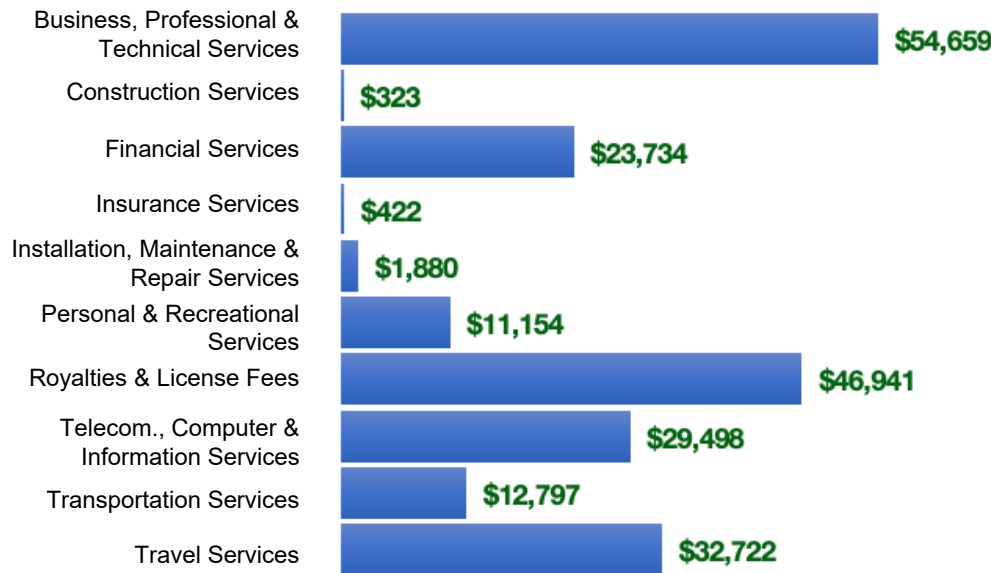
Type	2015	2019	2020	2024
Total Services	\$144B	\$174B	\$145B	\$214B
Digitally Tradable	\$97B	\$122B	\$123B	\$165B

### California Services Exports



California Services Exports Support **1.1 million** Jobs, Including **713,000** from Digitally Tradable Services

### CA Services Exports by Sector, 2024 (\$ millions)



### CA Services Exports to Select Markets, 2024

- To China:** \$9.9 billion in services exports supporting 62,180 jobs
- To Canada:** \$16 billion in services exports supporting 93,030 jobs
- To Mexico:** \$8.2 billion in services exports supporting 50,900 jobs

### CA Digital Services Exports to Select Markets, 2024

- To EU:** \$53 billion in services exports supporting 218,000 jobs
- To UK:** \$16 billion in services exports supporting 72,900 jobs
- To Africa:** \$1.8 billion in services exports supporting 8,420 jobs

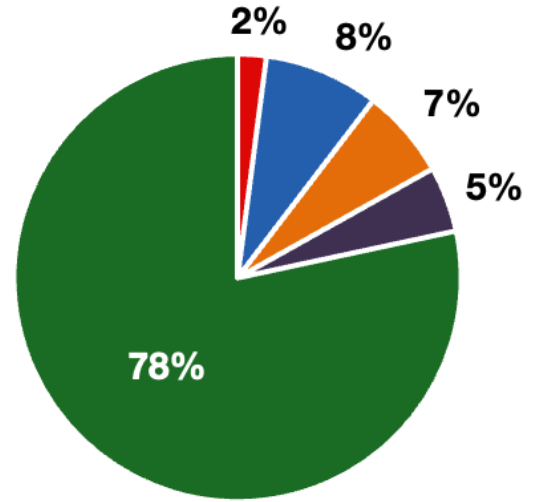
\*Sources: National data from the U.S. Bureau of Economic Analysis, state export and jobs data from Trade Partnership Worldwide. Copyright 2026. The Coalition of Services Industries. All rights reserved.

## CALIFORNIA

### Services Fuel U.S. Jobs and Growth

Services fuel America’s economic growth and jobs, generating more than 79 percent of employment in the United States and 75 percent of GDP. Services are a major component of the manufacturing and agricultural sectors, and they boost the competitiveness of those sectors.

In California, services accounted 78% percent of all jobs in 2024. The top services sector for employment was education services, health care and social assistance, which alone employed 4.4 million California workers.



■ Services 
 ■ Agriculture 
 ■ Manufacturing 
 ■ Construction 
 ■ Public Administration

## California Services Industries Employ 15 million Workers

### California Jobs by Sector and Services Subsector, 2024

Agriculture, Forestry, & Mining	<b>398,000</b>
Construction	<b>1.2 million</b>
Manufacturing	<b>1.6 million</b>
Public Administration	<b>913,770</b>
<b>Total Services</b>	<b>15 million</b>
<i>Wholesale Trade</i>	<b>391,000</b>
<i>Retail Trade</i>	<b>1.9 million</b>
<i>Transportation, Warehousing, &amp; Utilities</i>	<b>1.1 million</b>
<i>Information</i>	<b>537,000</b>
<i>Finance, Insurance, &amp; Real Estate</i>	<b>1.0 million</b>
<i>Professional, Scientific, &amp; Management</i>	<b>2.9 million</b>
<i>Education, Health Care, &amp; Social Assistance</i>	<b>4.4 million</b>
<i>Arts, Entertainment, Accommodation, &amp; Food</i>	<b>1.9 million</b>
<i>Other Services</i>	<b>931,000</b>