

## CALIFORNIA'S 50<sup>TH</sup> DISTRICT

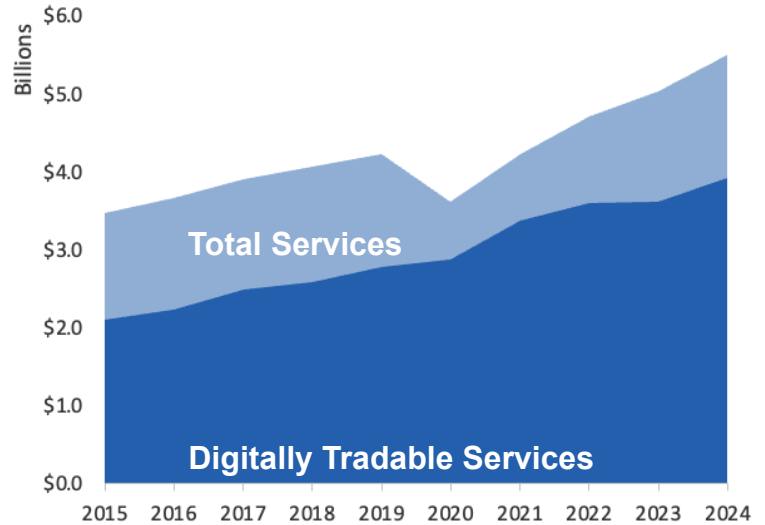
### U.S. Services Supply the World

CA-50 has seen a rise in services exports, boosting state economic growth and jobs. In 2024, U.S. services exports neared \$1.2 trillion and the U.S. services trade surplus was \$293 billion.

U.S. services industries are the most competitive and innovative in the world. They provide new economic opportunities and contribute to the successful production of manufacturing and agriculture in the United States and abroad.

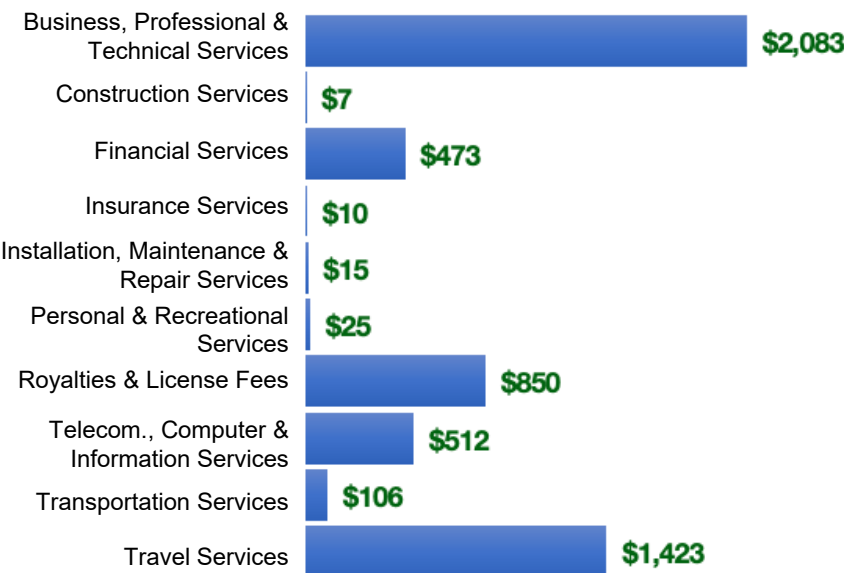
Type	2015	2019	2020	2024
Total Services	\$3.5B	\$4.2B	\$3.6B	\$5.5B
Digitally Tradable	\$2.1B	\$2.8B	\$2.9B	\$3.9B

### CA-50 Services Exports



CA-50 Services Exports Support **34,800** Jobs, Including **18,100** from Digitally Tradable Services

### CA-50 Services Exports by Sector, 2024 (\$ millions)



### CA-50 Services Exports to Select Markets, 2024

- To China:** \$340 million in services exports supporting 3,200 jobs
- To Canada:** \$351 million in services exports supporting 2,400 jobs
- To Mexico:** \$204 million in services exports supporting 1,400 jobs

### CA-50 Digital Services Exports to Select Markets, 2024

- To EU:** \$1.3 billion in services exports supporting 6,000 jobs
- To UK:** \$327 million in services exports supporting 1,600 jobs
- To Africa:** \$47 million in services exports supporting 240 jobs

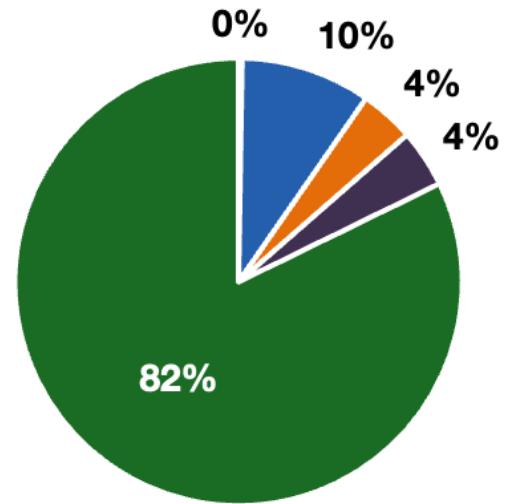
\*Sources: National data from the U.S. Bureau of Economic Analysis, district export and jobs data from Trade Partnership Worldwide. Copyright 2026. The Coalition of Services Industries. All rights reserved.

# CALIFORNIA'S 50<sup>TH</sup> DISTRICT

## Services Fuel U.S. Jobs and Growth

Services fuel America's economic growth and jobs, generating more than 79 percent of employment in the United States and 75 percent of GDP. Services are a major component of the manufacturing and agricultural sectors, and they boost the competitiveness of those sectors.

In CA-50, services accounted 82% percent of all jobs in 2024. The top services sector for employment was professional, scientific and management services, which alone employed 93,200 CA-50 workers.



■ Services 
 ■ Agriculture 
 ■ Manufacturing 
 ■ Construction 
 ■ Public Administration

## CA-50 Services Industries Employ 326,000 Workers

### CA-50 Jobs by Sector and Services Subsector, 2024

Agriculture, Forestry, & Mining	1,010
Construction	15,500
Manufacturing	37,300
Public Administration	16,600
<b>Total Services</b>	<b>326,000</b>
<i>Wholesale Trade</i>	6,560
<i>Retail Trade</i>	31,500
<i>Transportation, Warehousing, &amp; Utilities</i>	14,300
<i>Information</i>	9,020
<i>Finance, Insurance, &amp; Real Estate</i>	28,600
<i>Professional, Scientific, &amp; Management</i>	93,200
<i>Education, Health Care, &amp; Social Assistance</i>	91,600
<i>Arts, Entertainment, Accommodation, &amp; Food</i>	37,800
<i>Other Services</i>	13,700