

CALIFORNIA'S 46TH DISTRICT

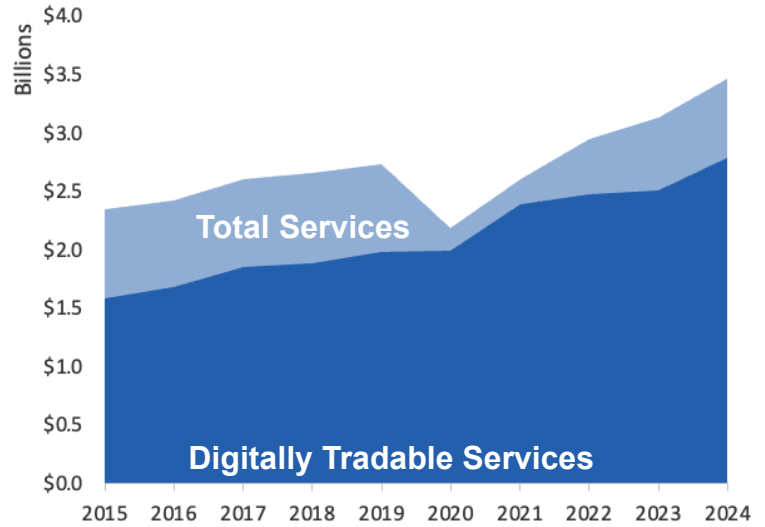
U.S. Services Supply the World

CA-46 has seen a rise in services exports, boosting state economic growth and jobs. In 2024, U.S. services exports neared \$1.2 trillion and the U.S. services trade surplus was \$293 billion.

U.S. services industries are the most competitive and innovative in the world. They provide new economic opportunities and contribute to the successful production of manufacturing and agriculture in the United States and abroad.

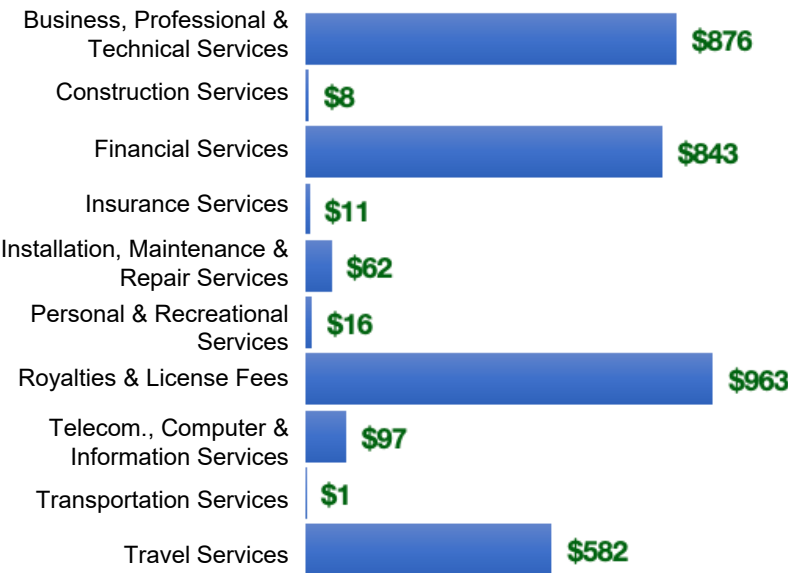
Type	2015	2019	2020	2024
Total Services	\$2.3B	\$2.7B	\$2.2B	\$3.5B
Digitally Tradable	\$1.6B	\$2.0B	\$2.0B	\$2.8B

CA-46 Services Exports



CA-46 Services Exports Support **18,400** Jobs, Including **11,600** from Digitally Tradable Services

CA-46 Services Exports by Sector, 2024 (\$ millions)



CA-46 Services Exports to Select Markets, 2024

- To China:** \$133 million in services exports supporting 750 jobs
- To Canada:** \$241 million in services exports supporting 1,600 jobs
- To Mexico:** \$148 million in services exports supporting 980 jobs

CA-46 Digital Services Exports to Select Markets, 2024

- To EU:** \$916 million in services exports supporting 3,500 jobs
- To UK:** \$197 million in services exports supporting 930 jobs
- To Africa:** \$38 million in services exports supporting 170 jobs

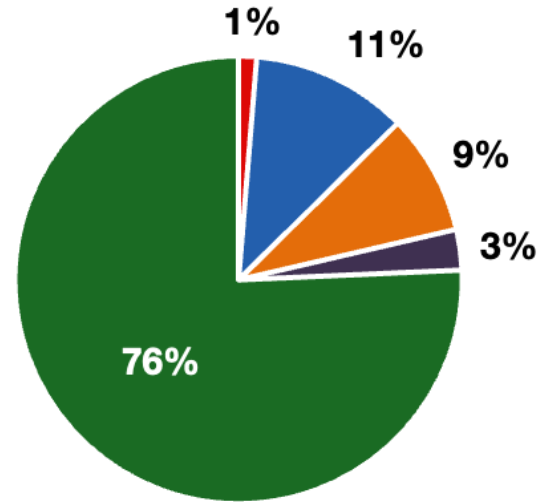
*Sources: National data from the U.S. Bureau of Economic Analysis, district export and jobs data from Trade Partnership Worldwide. Copyright 2026. The Coalition of Services Industries. All rights reserved.

CALIFORNIA'S 46TH DISTRICT

Services Fuel U.S. Jobs and Growth

Services fuel America's economic growth and jobs, generating more than 79 percent of employment in the United States and 75 percent of GDP. Services are a major component of the manufacturing and agricultural sectors, and they boost the competitiveness of those sectors.

In CA-46, services accounted 76% percent of all jobs in 2024. The top services sector for employment was education services, health care and social assistance, which alone employed 76,400 CA-46 workers.



■ Services
 ■ Agriculture
 ■ Manufacturing
 ■ Construction
 ■ Public Administration

CA-46 Services Industries Employ 302,000 Workers

CA-46 Jobs by Sector and Services Subsector, 2024

Agriculture, Forestry, & Mining	5,180
Construction	34,800
Manufacturing	45,100
Public Administration	11,700
Total Services	302,000
<i>Wholesale Trade</i>	9,090
<i>Retail Trade</i>	47,900
<i>Transportation, Warehousing, & Utilities</i>	19,700
<i>Information</i>	5,080
<i>Finance, Insurance, & Real Estate</i>	21,700
<i>Professional, Scientific, & Management</i>	47,500
<i>Education, Health Care, & Social Assistance</i>	76,400
<i>Arts, Entertainment, Accommodation, & Food</i>	48,200
<i>Other Services</i>	26,000