

CALIFORNIA'S 44TH DISTRICT

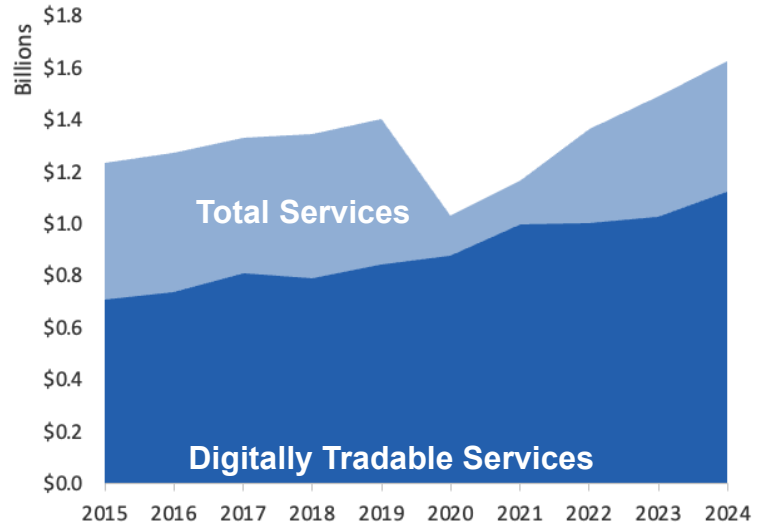
U.S. Services Supply the World

CA-44 has seen a rise in services exports, boosting state economic growth and jobs. In 2024, U.S. services exports neared \$1.2 trillion and the U.S. services trade surplus was \$293 billion.

U.S. services industries are the most competitive and innovative in the world. They provide new economic opportunities and contribute to the successful production of manufacturing and agriculture in the United States and abroad.

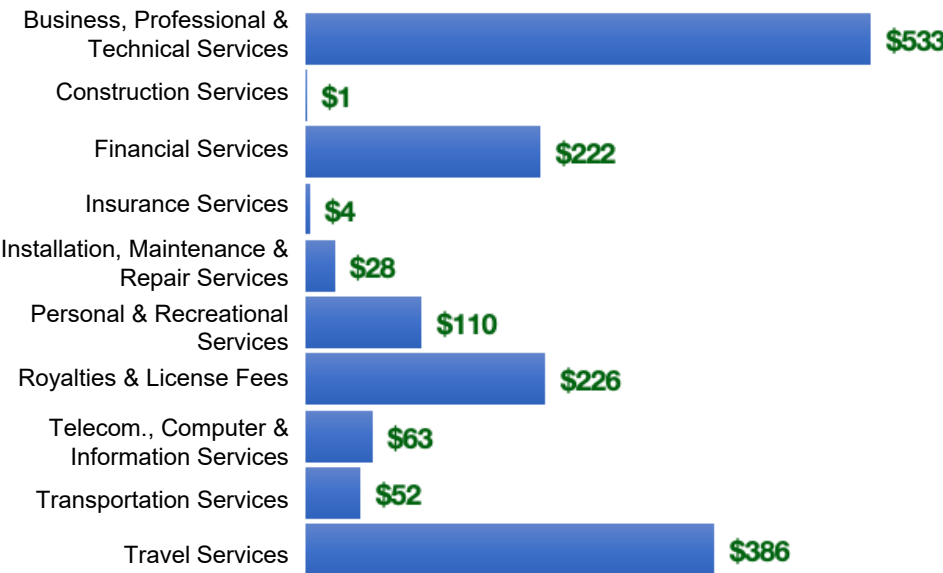
Type	2015	2019	2020	2024
Total Services	\$1.2B	\$1.4B	\$1.0B	\$1.6B
Digitally Tradable	\$711M	\$843M	\$879M	\$1.1B

CA-44 Services Exports



CA-44 Services Exports Support 9,960 Jobs, Including 5,440 from Digitally Tradable Services

CA-44 Services Exports by Sector, 2024 (\$ millions)



CA-44 Services Exports to Select Markets, 2024

- To China:** \$61 million in services exports supporting 400 jobs
- To Canada:** \$148 million in services exports supporting 980 jobs
- To Mexico:** \$87 million in services exports supporting 610 jobs

CA-44 Digital Services Exports to Select Markets, 2024

- To EU:** \$347 million in services exports supporting 1,700 jobs
- To UK:** \$116 million in services exports supporting 570 jobs
- To Africa:** \$12 million in services exports supporting 60 jobs

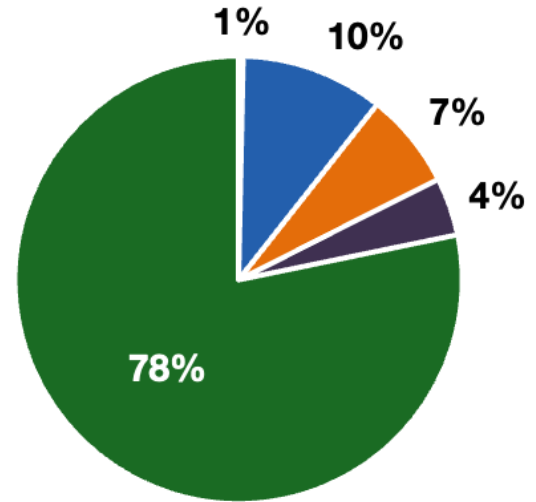
*Sources: National data from the U.S. Bureau of Economic Analysis, district export and jobs data from Trade Partnership Worldwide. Copyright 2026. The Coalition of Services Industries. All rights reserved.

CALIFORNIA'S 44TH DISTRICT

Services Fuel U.S. Jobs and Growth

Services fuel America's economic growth and jobs, generating more than 79 percent of employment in the United States and 75 percent of GDP. Services are a major component of the manufacturing and agricultural sectors, and they boost the competitiveness of those sectors.

In CA-44, services accounted 78% percent of all jobs in 2024. The top services sector for employment was education services, health care and social assistance, which alone employed 88,500 CA-44 workers.



■ Services
 ■ Agriculture
 ■ Manufacturing
 ■ Construction
 ■ Public Administration

CA-44 Services Industries Employ 283,000 Workers

CA-44 Jobs by Sector and Services Subsector, 2024

Agriculture, Forestry, & Mining	1,190
Construction	25,100
Manufacturing	37,400
Public Administration	15,200
Total Services	283,000
<i>Wholesale Trade</i>	8,410
<i>Retail Trade</i>	34,300
<i>Transportation, Warehousing, & Utilities</i>	36,700
<i>Information</i>	6,270
<i>Finance, Insurance, & Real Estate</i>	13,900
<i>Professional, Scientific, & Management</i>	41,300
<i>Education, Health Care, & Social Assistance</i>	88,500
<i>Arts, Entertainment, Accommodation, & Food</i>	33,100
<i>Other Services</i>	20,800