

CALIFORNIA'S 42ND DISTRICT

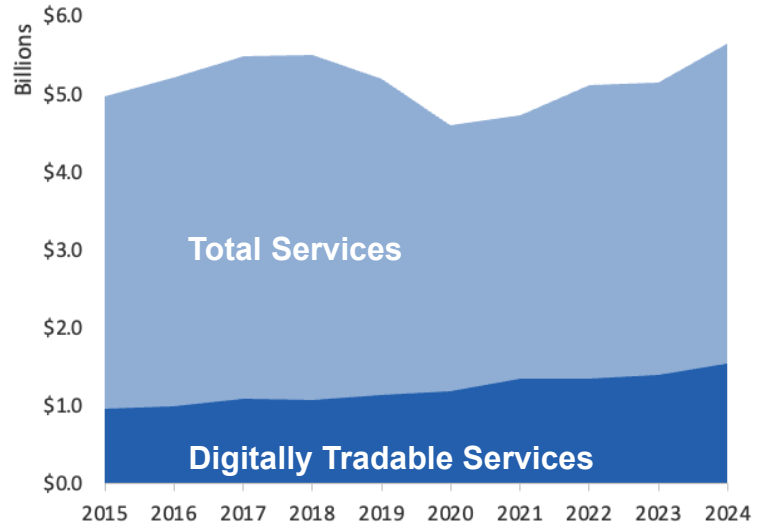
U.S. Services Supply the World

CA-42 has seen a rise in services exports, boosting state economic growth and jobs. In 2024, U.S. services exports neared \$1.2 trillion and the U.S. services trade surplus was \$293 billion.

U.S. services industries are the most competitive and innovative in the world. They provide new economic opportunities and contribute to the successful production of manufacturing and agriculture in the United States and abroad.

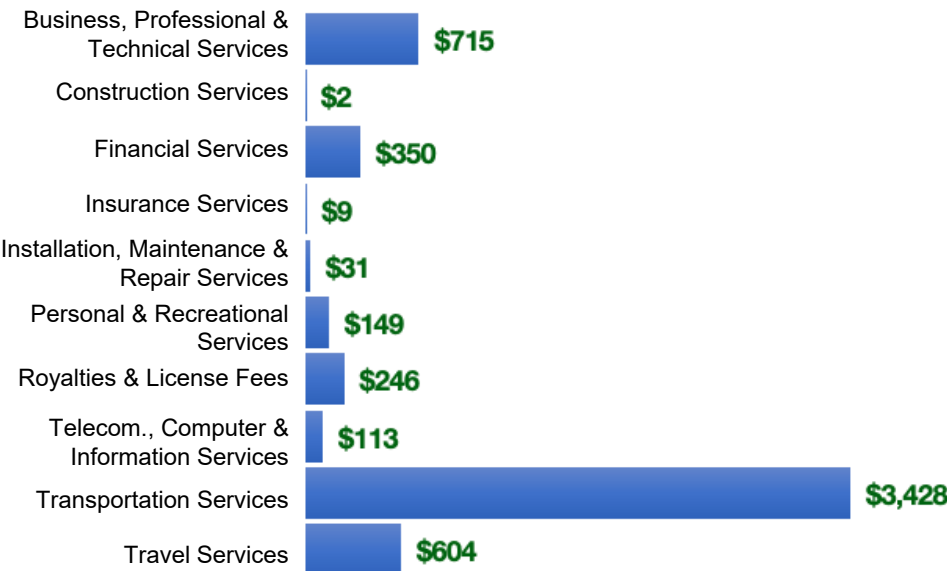
Type	2015	2019	2020	2024
Total Services	\$5.0B	\$5.2B	\$4.6B	\$5.6B
Digitally Tradable	\$965M	\$1.1B	\$1.2B	\$1.5B

CA-42 Services Exports



CA-42 Services Exports Support **24,000** Jobs, Including **7,530** from Digitally Tradable Services

CA-42 Services Exports by Sector, 2024 (\$ millions)



CA-42 Services Exports to Select Markets, 2024

- To China:** \$805 million in services exports supporting **2,700 jobs**
- To Canada:** \$267 million in services exports supporting **1,500 jobs**
- To Mexico:** \$135 million in services exports supporting **880 jobs**

CA-42 Digital Services Exports to Select Markets, 2024

- To EU:** \$450 million in services exports supporting **2,200 jobs**
- To UK:** \$163 million in services exports supporting **790 jobs**
- To Africa:** \$17 million in services exports supporting **80 jobs**

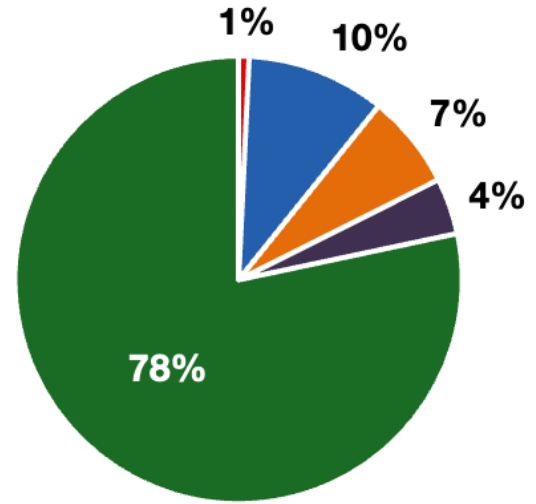
*Sources: National data from the U.S. Bureau of Economic Analysis, district export and jobs data from Trade Partnership Worldwide. Copyright 2026. The Coalition of Services Industries. All rights reserved.

CALIFORNIA'S 42ND DISTRICT

Services Fuel U.S. Jobs and Growth

Services fuel America's economic growth and jobs, generating more than 79 percent of employment in the United States and 75 percent of GDP. Services are a major component of the manufacturing and agricultural sectors, and they boost the competitiveness of those sectors.

In CA-42, services accounted 78% percent of all jobs in 2024. The top services sector for employment was education services, health care and social assistance, which alone employed 86,600 CA-42 workers.



■ Services
 ■ Agriculture
 ■ Manufacturing
 ■ Construction
 ■ Public Administration

CA-42 Services Industries Employ 288,000 Workers

CA-42 Jobs by Sector and Services Subsector, 2024

Agriculture, Forestry, & Mining	2,790
Construction	25,100
Manufacturing	36,900
Public Administration	15,000
Total Services	288,000
<i>Wholesale Trade</i>	11,400
<i>Retail Trade</i>	37,600
<i>Transportation, Warehousing, & Utilities</i>	30,000
<i>Information</i>	5,350
<i>Finance, Insurance, & Real Estate</i>	14,600
<i>Professional, Scientific, & Management</i>	43,600
<i>Education, Health Care, & Social Assistance</i>	86,600
<i>Arts, Entertainment, Accommodation, & Food</i>	42,300
<i>Other Services</i>	16,700