

# U.S. SERVICES EXPORTS

## OKLAHOMA

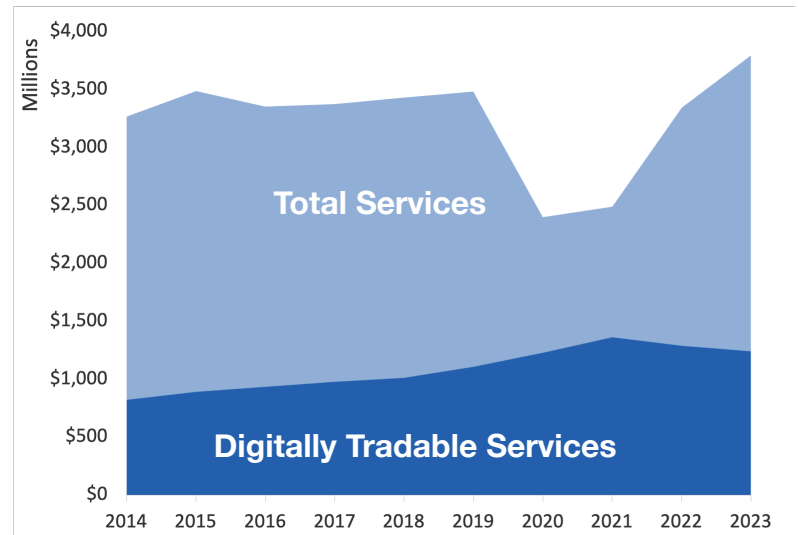
### U.S. Services Supply the World

Oklahoma has seen a rise in services exports, boosting state economic growth and jobs. In 2023, U.S. services exports topped \$1 trillion and the U.S. services trade surplus was \$278 billion.

U.S. services industries are the most competitive and innovative in the world. They provide new economic opportunities and contribute to the successful production of manufacturing and agriculture in the United States and abroad.

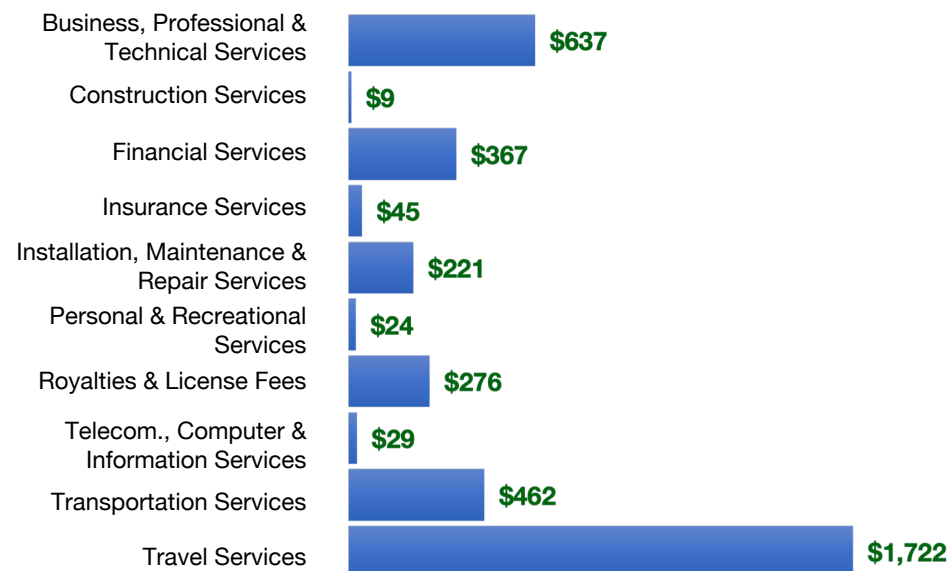
Type	2014	2019	2020	2023
Total Services	\$3.3B	\$3.5B	\$2.4B	\$3.8B
Digitally Tradable	\$822M	\$1.1B	\$1.2B	\$1.2B

### Oklahoma Services Exports



Oklahoma Services Exports Support **27,670** Jobs,  
Including **6,410** from Digitally Tradable Services

### OK Services Exports by Sector, 2023 (\$ millions)



### OK Services Exports to Select Markets, 2023

**To China:** \$222 million in services exports supporting **1,760 jobs**

**To Canada:** \$411 million in services exports supporting **3,160 jobs**

**To Mexico:** \$299 million in services exports supporting **2,400 jobs**

### OK Digital Services Exports to Select Markets, 2023

**To EU:** \$321 million in services exports supporting **1,610 jobs**

**To UK:** \$146 million in services exports supporting **720 jobs**

**To Africa:** \$16 million in services exports supporting **90 jobs**

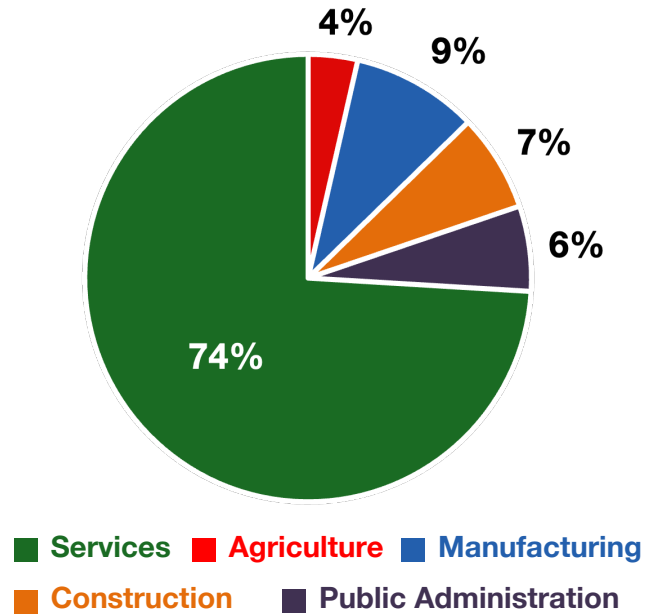
# **JOBS ACROSS AMERICA**

## **OKLAHOMA**

### **Services Fuel U.S. Jobs and Growth**

Services fuel America's economic growth and jobs, generating more than 77 percent of employment in the United States and 68 percent of GDP. Services are a major component of the manufacturing and agricultural sectors, and they boost the competitiveness of those sectors.

In Oklahoma, services accounted 74 percent of all jobs in 2023. The top services sector for employment was educational services, health care and social assistance, which alone employed 424,790 Oklahoma workers.



**Oklahoma Services Industries Employ 1.4 million Workers**

### **Oklahoma Jobs by Sector and Services Subsector, 2023**

Agriculture, Forestry, & Mining	66,100
Construction	130,450
Manufacturing	169,010
Public Administration	113,980
<b>Total Services</b>	<b>1.4 million</b>
<i>Wholesale Trade</i>	36,970
<i>Retail Trade</i>	225,080
<i>Transportation, Warehousing, &amp; Utilities</i>	114,630
<i>Information</i>	24,240
<i>Finance, Insurance, &amp; Real Estate</i>	104,510
<i>Professional, Scientific, &amp; Management</i>	173,070
<i>Education, Health Care, &amp; Social Assistance</i>	424,790
<i>Arts, Entertainment, Accommodation, &amp; Food</i>	169,600
<i>Other Services</i>	95,310