

U.S. SERVICES EXPORTS

NORTH CAROLINA

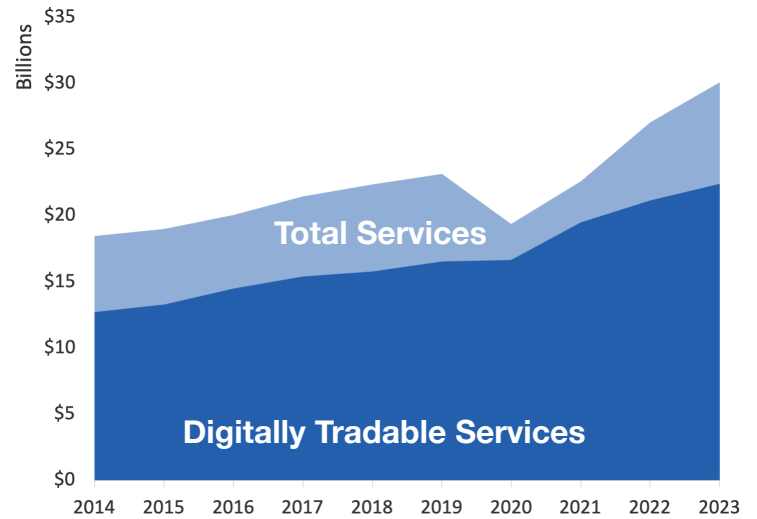
U.S. Services Supply the World

North Carolina has seen a rise in services exports, boosting state economic growth and jobs. In 2023, U.S. services exports topped \$1 trillion and the U.S. services trade surplus was \$278 billion.

U.S. services industries are the most competitive and innovative in the world. They provide new economic opportunities and contribute to the successful production of manufacturing and agriculture in the United States and abroad.

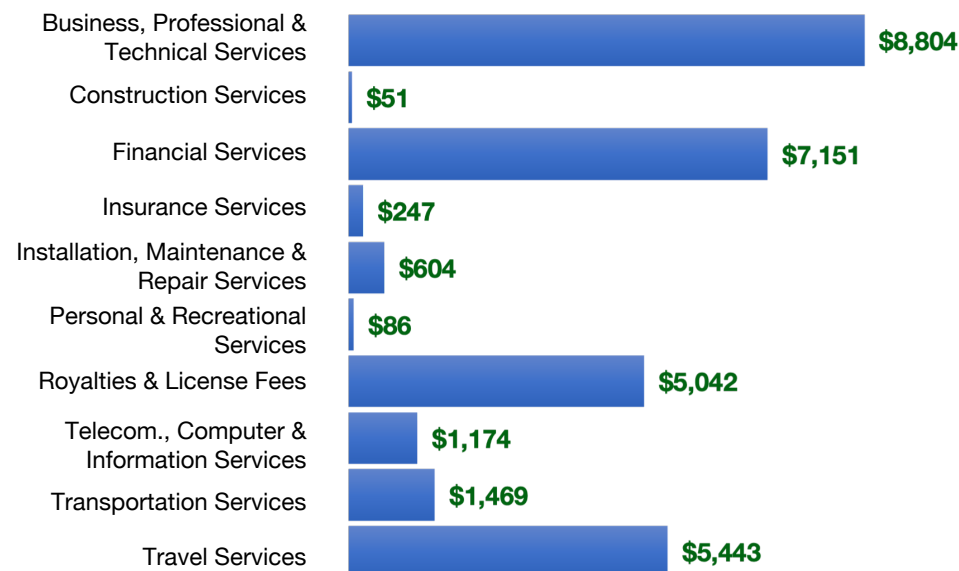
Type	2014	2019	2020	2023
Total Services	\$18B	\$23B	\$19B	\$30B
Digitally Tradable	\$13B	\$17B	\$17B	\$22B

North Carolina Services Exports



North Carolina Services Exports Support **164,370** Jobs,
Including **97,500** from Digitally Tradable Services

NC Services Exports by Sector, 2023 (\$ millions)



NC Services Exports to Select Markets, 2023

To China: \$1.3 billion in services exports supporting **8,630 jobs**

To Canada: \$2.4 billion in services exports supporting **14,380 jobs**

To Mexico: \$1.4 billion in services exports supporting **9,490 jobs**

NC Digital Services Exports to Select Markets, 2023

To EU: \$7.4 billion in services exports supporting **31,410 jobs**

To UK: \$2.1 billion in services exports supporting **8,950 jobs**

To Africa: \$293 million in services exports supporting **1,340 jobs**

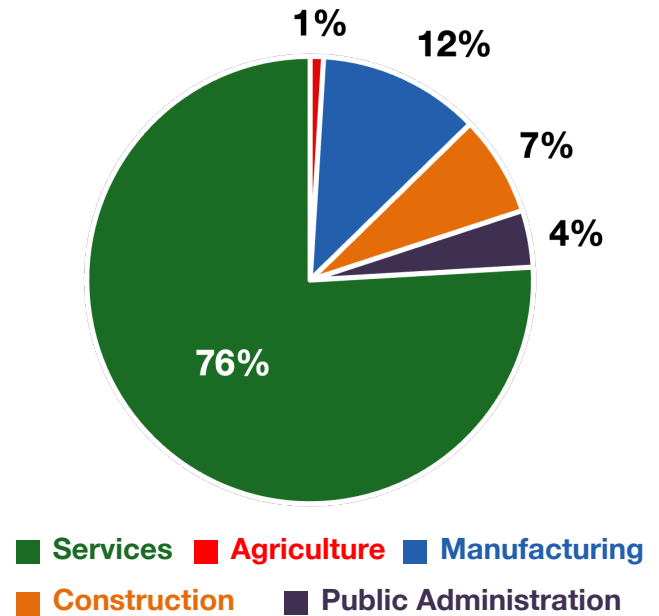
JOBS ACROSS AMERICA

NORTH CAROLINA

Services Fuel U.S. Jobs and Growth

Services fuel America's economic growth and jobs, generating more than 77 percent of employment in the United States and 68 percent of GDP. Services are a major component of the manufacturing and agricultural sectors, and they boost the competitiveness of those sectors.

In North Carolina, services accounted 76 percent of all jobs in 2023. The top services sector for employment was educational services, health care and social assistance, which alone employed 1.2 million North Carolina workers.



North Carolina Services Industries Employ **4.0 million** Workers

North Carolina Jobs by Sector and Services Subsector, 2023

Agriculture, Forestry, & Mining	50,510
Construction	379,890
Manufacturing	614,070
Public Administration	214,830
Total Services	4.0 million
<i>Wholesale Trade</i>	97,380
<i>Retail Trade</i>	567,940
<i>Transportation, Warehousing, & Utilities</i>	281,620
<i>Information</i>	79,140
<i>Finance, Insurance, & Real Estate</i>	376,830
<i>Professional, Scientific, & Management</i>	679,220
<i>Education, Health Care, & Social Assistance</i>	1.2 million
<i>Arts, Entertainment, Accommodation, & Food</i>	454,170
<i>Other Services</i>	259,170