

WASHINGTON'S 7TH DISTRICT

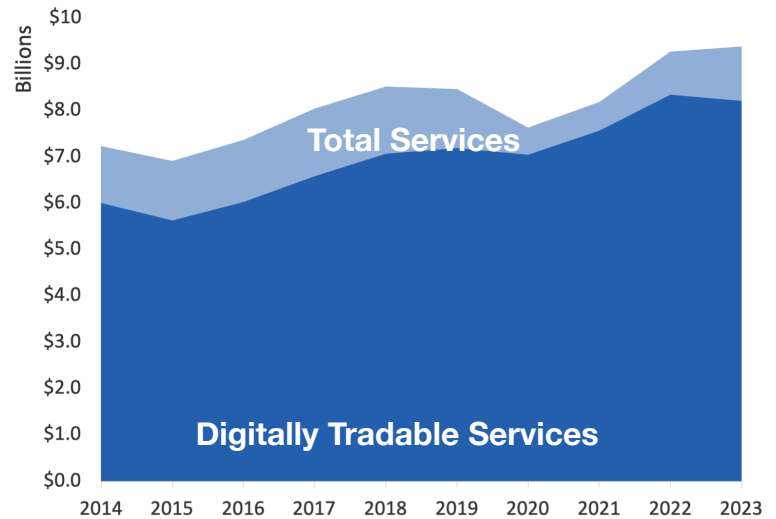
U.S. Services Supply the World

WA-7 has seen a rise in services exports, boosting state economic growth and jobs. In 2023, U.S. services exports topped \$1 trillion and the U.S. services trade surplus was \$278 billion.

U.S. services industries are the most competitive and innovative in the world. They provide new economic opportunities and contribute to the successful production of manufacturing and agriculture in the United States and abroad.

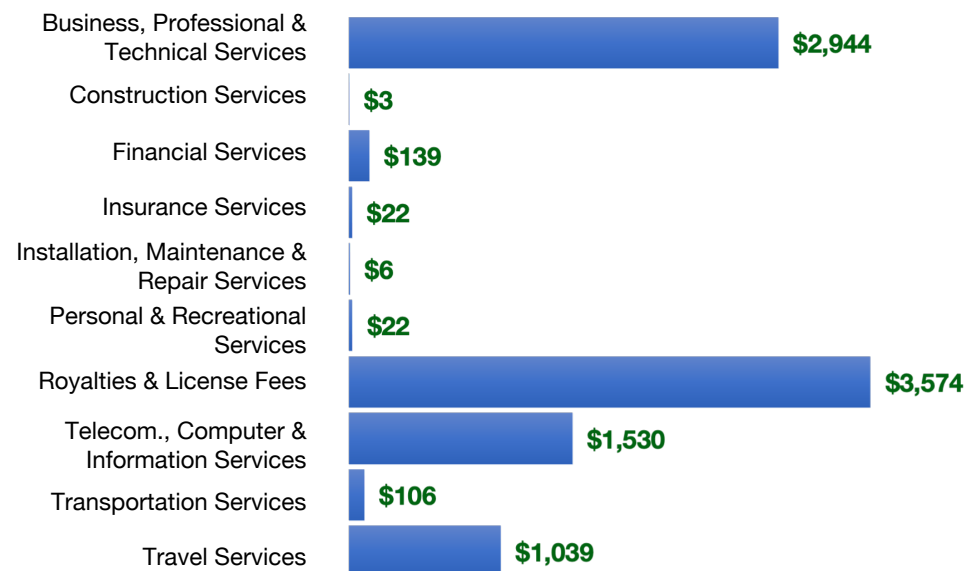
Type	2014	2019	2020	2023
Total Services	\$7.2B	\$8.5B	\$7.6B	\$9.4B
Digitally Tradable	\$6.0B	\$7.2B	\$7.0B	\$8.2B

WA-7 Services Exports



WA-7 Services Exports Support **42,590** Jobs,
Including **32,460** from Digitally Tradable Services

WA-7 Services Exports by Sector, 2023 (\$ millions)



WA-7 Services Exports to Select Markets, 2023

- To China:** \$468 million in services exports supporting **2,540 jobs**
- To Canada:** \$500 million in services exports supporting **2,830 jobs**
- To Mexico:** \$259 million in services exports supporting **1,500 jobs**

WA-7 Digital Services Exports to Select Markets, 2023

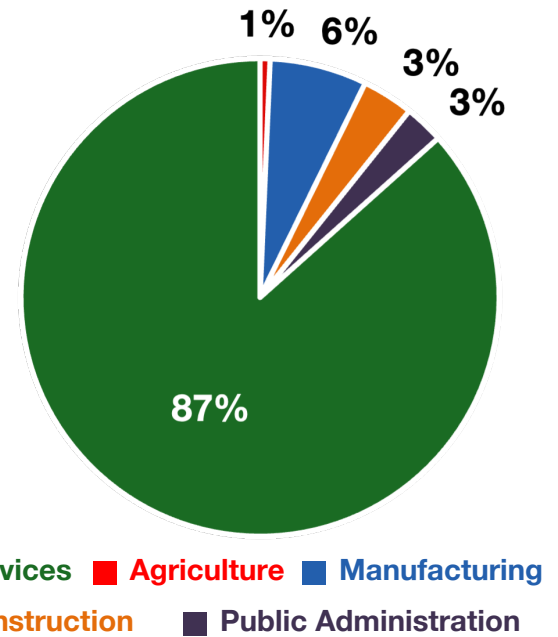
- To EU:** \$3.2 billion in services exports supporting **11,850 jobs**
- To UK:** \$492 million in services exports supporting **2,100 jobs**
- To Africa:** \$88 million in services exports supporting **410 jobs**

WASHINGTON'S 7TH DISTRICT

Services Fuel U.S. Jobs and Growth

Services fuel America's economic growth and jobs, generating more than 77 percent of employment in the United States and 68 percent of GDP. Services are a major component of the manufacturing and agricultural sectors, and they boost the competitiveness of those sectors.

In WA-7, services accounted 87% percent of all jobs in 2023. The top services sector for employment was professional, scientific and management services, which alone employed 118,180 WA-7 workers.



WA-7 Services Industries Employ **415,380** Workers

WA-7 Jobs by Sector and Services Subsector, 2023

Agriculture, Forestry, & Mining	3,230
Construction	16,670
Manufacturing	31,560
Public Administration	12,700
Total Services	415,380
<i>Wholesale Trade</i>	<i>7,910</i>
<i>Retail Trade</i>	<i>50,780</i>
<i>Transportation, Warehousing, & Utilities</i>	<i>17,280</i>
<i>Information</i>	<i>24,030</i>
<i>Finance, Insurance, & Real Estate</i>	<i>25,590</i>
<i>Professional, Scientific, & Management</i>	<i>118,180</i>
<i>Education, Health Care, & Social Assistance</i>	<i>106,170</i>
<i>Arts, Entertainment, Accommodation, & Food</i>	<i>43,260</i>
<i>Other Services</i>	<i>22,190</i>