

U.S. SERVICES EXPORTS

VIRGINIA'S 1ST DISTRICT

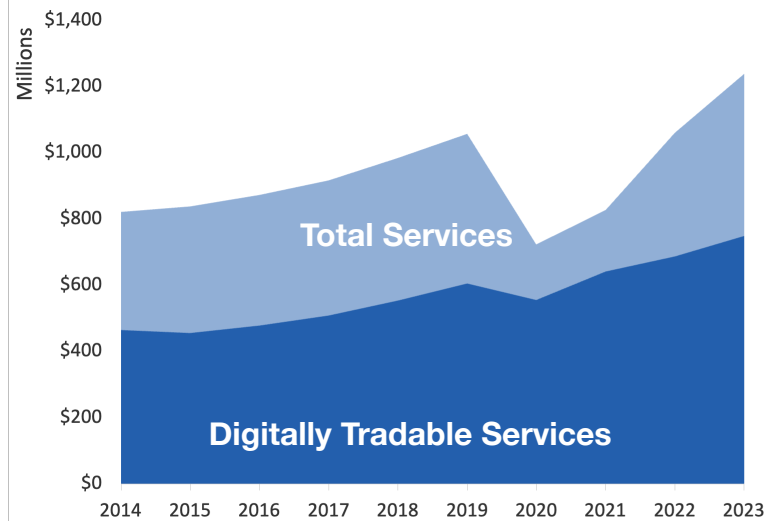
U.S. Services Supply the World

VA-1 has seen a rise in services exports, boosting state economic growth and jobs. In 2023, U.S. services exports topped \$1 trillion and the U.S. services trade surplus was \$278 billion.

U.S. services industries are the most competitive and innovative in the world. They provide new economic opportunities and contribute to the successful production of manufacturing and agriculture in the United States and abroad.

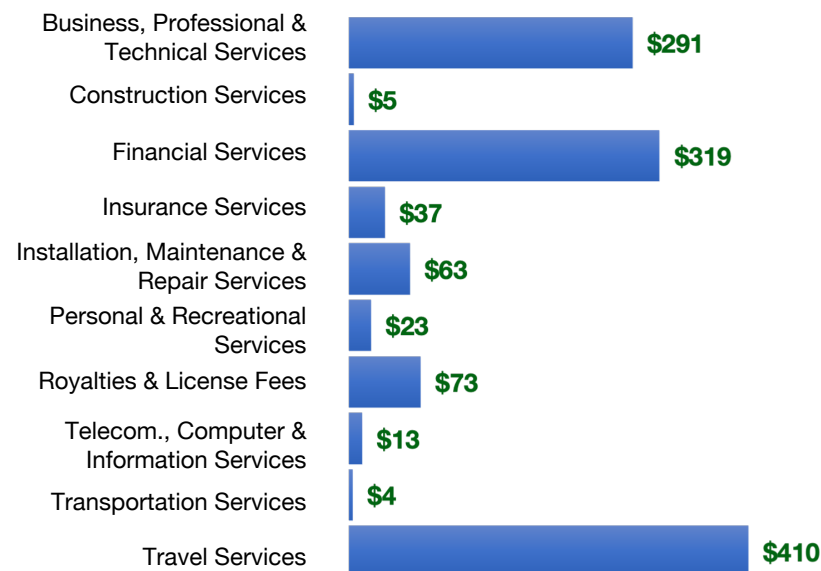
Type	2014	2019	2020	2023
Total Services	\$822M	\$1.1B	\$722M	\$1.2B
Digitally Tradable	\$464M	\$606M	\$555M	\$749M

VA-1 Services Exports



VA-1 Services Exports Support **8,610** Jobs,
Including **3,960** from Digitally Tradable Services

VA-1 Services Exports by Sector, 2023 (\$ millions)



VA-1 Services Exports to Select Markets, 2023

- To China:** \$63 million in services exports supporting **950 jobs**
- To Canada:** \$133 million in services exports supporting **510 jobs**
- To Mexico:** \$84 million in services exports supporting **660 jobs**

VA-1 Digital Services Exports to Select Markets, 2023

- To EU:** \$175 million in services exports supporting **910 jobs**
- To UK:** \$70 million in services exports supporting **370 jobs**
- To Africa:** \$18 million in services exports supporting **100 jobs**

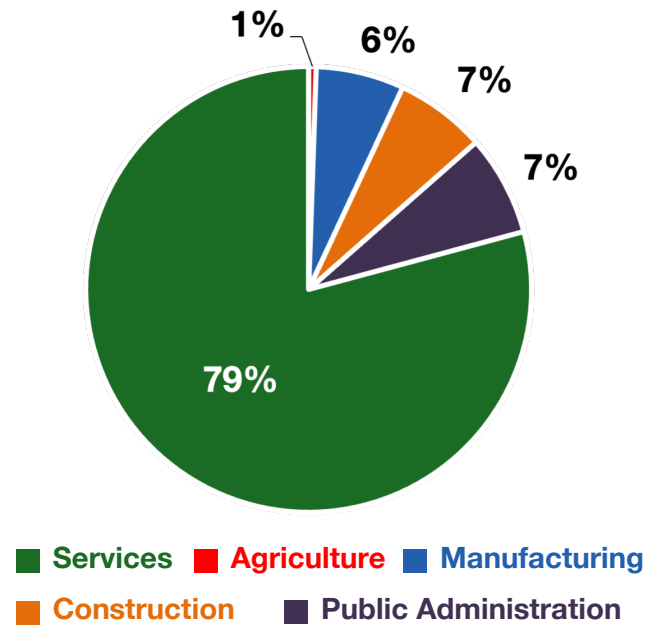
JOBS ACROSS AMERICA

VIRGINIA'S 1ST DISTRICT

Services Fuel U.S. Jobs and Growth

Services fuel America's economic growth and jobs, generating more than 77 percent of employment in the United States and 68 percent of GDP. Services are a major component of the manufacturing and agricultural sectors, and they boost the competitiveness of those sectors.

In VA-1, services accounted 79% percent of all jobs in 2023. The top services sector for employment was education services, health care and social assistance, which alone employed 96,190 VA-1 workers.



VA-1 Services Industries Employ 315,050 Workers

VA-1 Jobs by Sector and Services Subsector, 2023

Agriculture, Forestry, & Mining	2,150
Construction	26,190
Manufacturing	25,440
Public Administration	29,050
Total Services	315,050
<i>Wholesale Trade</i>	8,290
<i>Retail Trade</i>	42,040
<i>Transportation, Warehousing, & Utilities</i>	16,200
<i>Information</i>	5,150
<i>Finance, Insurance, & Real Estate</i>	38,060
<i>Professional, Scientific, & Management</i>	57,960
<i>Education, Health Care, & Social Assistance</i>	96,190
<i>Arts, Entertainment, Accommodation, & Food</i>	29,820
<i>Other Services</i>	21,360