

# U.S. SERVICES EXPORTS

## TEXAS' 12<sup>TH</sup> DISTRICT

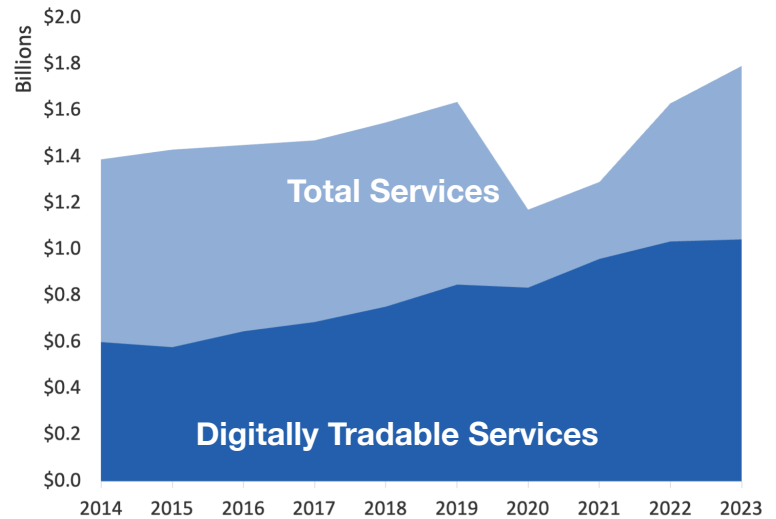
### U.S. Services Supply the World

TX-12 has seen a rise in services exports, boosting state economic growth and jobs. In 2023, U.S. services exports topped \$1 trillion and the U.S. services trade surplus was \$278 billion.

U.S. services industries are the most competitive and innovative in the world. They provide new economic opportunities and contribute to the successful production of manufacturing and agriculture in the United States and abroad.

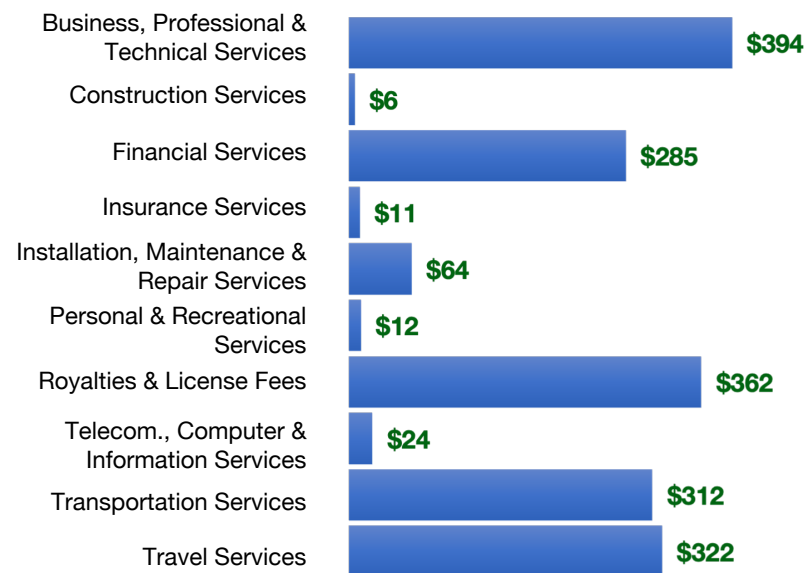
Type	2014	2019	2020	2023
Total Services	\$1.4B	\$1.6B	\$1.2B	\$1.8B
Digitally Tradable	\$601M	\$849M	\$837M	\$1.0B

### TX-12 Services Exports



TX-12 Services Exports Support **10,280** Jobs,  
Including **4,810** from Digitally Tradable Services

### TX-12 Services Exports by Sector, 2023 (\$ millions)



### TX-12 Services Exports to Select Markets, 2023

- To China:** \$84 million in services exports supporting **850 jobs**
- To Canada:** \$132 million in services exports supporting **580 jobs**
- To Mexico:** \$96 million in services exports supporting **630 jobs**

### TX-12 Digital Services Exports to Select Markets, 2023

- To EU:** \$348 million in services exports supporting **1,500 jobs**
- To UK:** \$74 million in services exports supporting **360 jobs**
- To Africa:** \$15 million in services exports supporting **80 jobs**

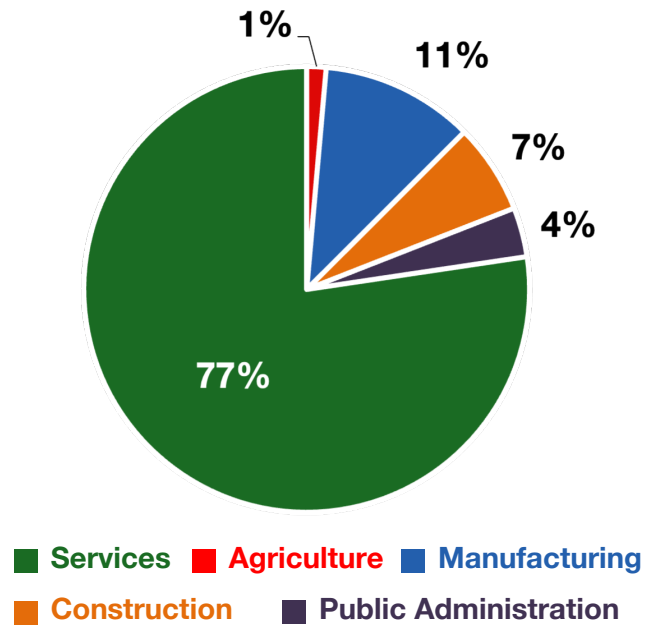
# **JOBS ACROSS AMERICA**

## **TEXAS' 12<sup>TH</sup> DISTRICT**

### **Services Fuel U.S. Jobs and Growth**

Services fuel America's economic growth and jobs, generating more than 77 percent of employment in the United States and 68 percent of GDP. Services are a major component of the manufacturing and agricultural sectors, and they boost the competitiveness of those sectors.

In TX-12, services accounted 77% percent of all jobs in 2023. The top services sector for employment was education services, health care and social assistance, which alone employed 92,530 TX-12 workers.



**TX-12 Services Industries Employ 338,720 Workers**

### **TX-12 Jobs by Sector and Services Subsector, 2023**

Agriculture, Forestry, & Mining	6,140
Construction	28,680
Manufacturing	48,630
Public Administration	15,720
<b>Total Services</b>	<b>338,720</b>
<i>Wholesale Trade</i>	<b>11,160</b>
<i>Retail Trade</i>	<b>54,440</b>
<i>Transportation, Warehousing, &amp; Utilities</i>	<b>36,650</b>
<i>Information</i>	<b>6,170</b>
<i>Finance, Insurance, &amp; Real Estate</i>	<b>35,440</b>
<i>Professional, Scientific, &amp; Management</i>	<b>48,810</b>
<i>Education, Health Care, &amp; Social Assistance</i>	<b>92,530</b>
<i>Arts, Entertainment, Accommodation, &amp; Food</i>	<b>34,310</b>
<i>Other Services</i>	<b>19,210</b>