

NEW MEXICO'S 3RD DISTRICT

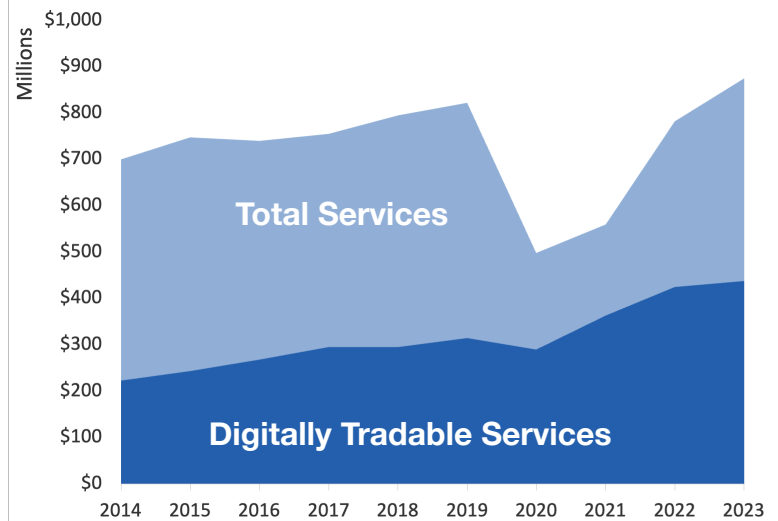
U.S. Services Supply the World

NM-3 has seen a rise in services exports, boosting state economic growth and jobs. In 2023, U.S. services exports topped \$1 trillion and the U.S. services trade surplus was \$278 billion.

U.S. services industries are the most competitive and innovative in the world. They provide new economic opportunities and contribute to the successful production of manufacturing and agriculture in the United States and abroad.

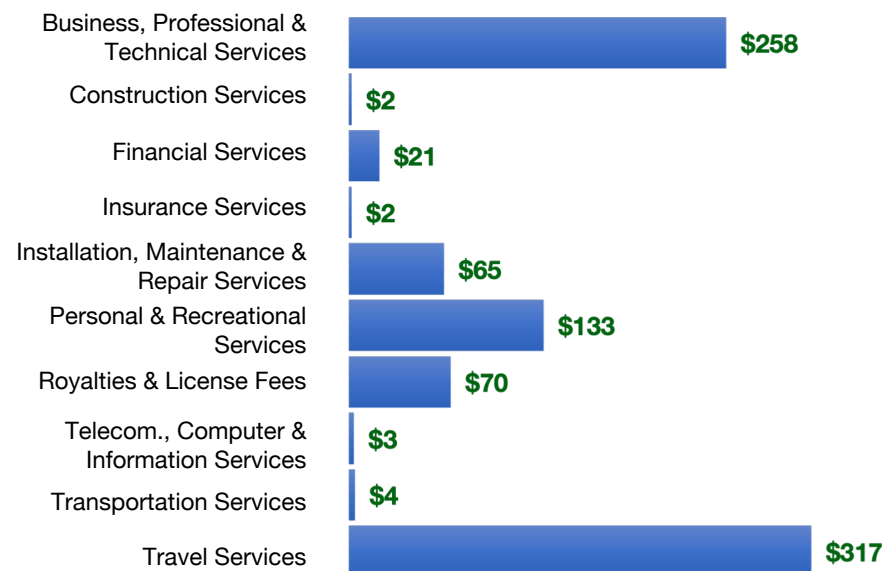
Type	2014	2019	2020	2023
Total Services	\$700M	\$822M	\$498M	\$874M
Digitally Tradable	\$223M	\$315M	\$290M	\$437M

NM-3 Services Exports



NM-3 Services Exports Support **6,000** Jobs,
Including **2,060** from Digitally Tradable Services

NM-3 Services Exports by Sector, 2023 (\$ millions)



NM-3 Services Exports to Select Markets, 2023

To China: \$34 million in services exports supporting **680 jobs**

To Canada: \$91 million in services exports supporting **260 jobs**

To Mexico: \$61 million in services exports supporting **500 jobs**

NM-3 Digital Services Exports to Select Markets, 2023

To EU: \$127 million in services exports supporting **560 jobs**

To UK: \$73 million in services exports supporting **380 jobs**

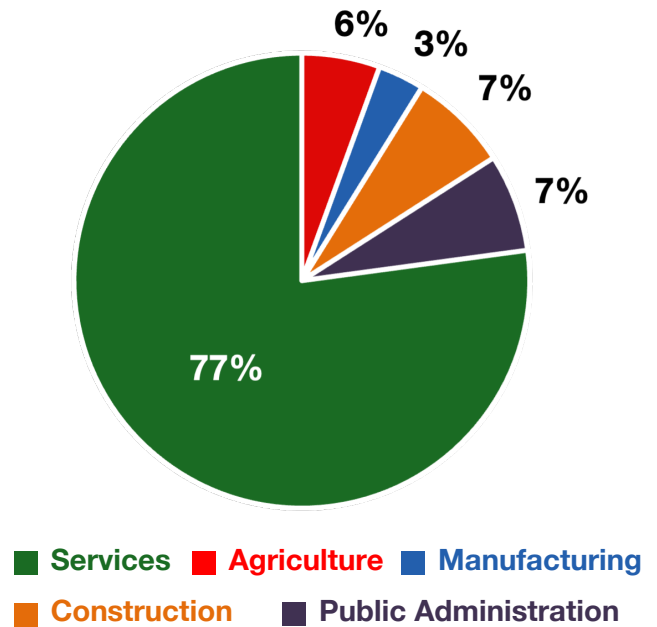
To Africa: \$6.0 million in services exports supporting **30 jobs**

NEW MEXICO'S 3RD DISTRICT

Services Fuel U.S. Jobs and Growth

Services fuel America's economic growth and jobs, generating more than 77 percent of employment in the United States and 68 percent of GDP. Services are a major component of the manufacturing and agricultural sectors, and they boost the competitiveness of those sectors.

In NM-3, services accounted 77% percent of all jobs in 2023. The top services sector for employment was education services, health care and social assistance, which alone employed 73,710 NM-3 workers.



NM-3 Services Industries Employ **231,480** Workers

NM-3 Jobs by Sector and Services Subsector, 2023

Agriculture, Forestry, & Mining	16,640
Construction	21,250
Manufacturing	9,870
Public Administration	20,850
Total Services	231,480
<i>Wholesale Trade</i>	<i>3,520</i>
<i>Retail Trade</i>	<i>30,450</i>
<i>Transportation, Warehousing, & Utilities</i>	<i>14,300</i>
<i>Information</i>	<i>5,300</i>
<i>Finance, Insurance, & Real Estate</i>	<i>9,820</i>
<i>Professional, Scientific, & Management</i>	<i>39,810</i>
<i>Education, Health Care, & Social Assistance</i>	<i>73,710</i>
<i>Arts, Entertainment, Accommodation, & Food</i>	<i>39,350</i>
<i>Other Services</i>	<i>15,230</i>