

## MISSISSIPPI'S 2<sup>ND</sup> DISTRICT

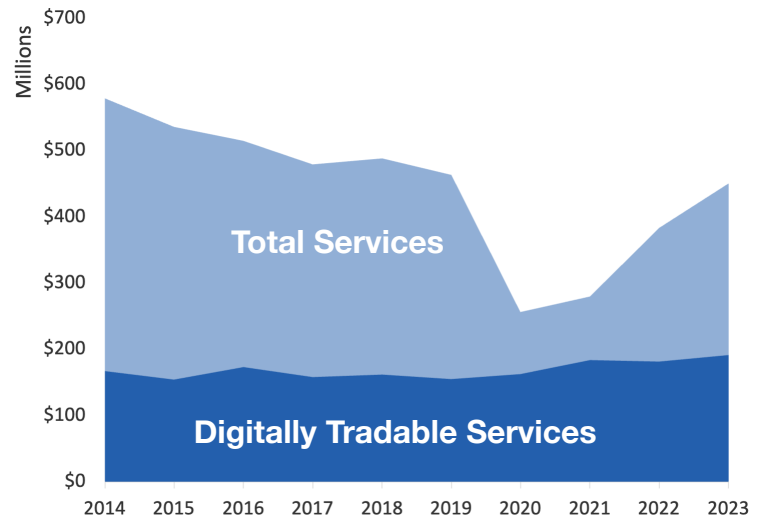
### U.S. Services Supply the World

MS-2 has seen a rise in services exports, boosting state economic growth and jobs. In 2023, U.S. services exports topped \$1 trillion and the U.S. services trade surplus was \$278 billion.

U.S. services industries are the most competitive and innovative in the world. They provide new economic opportunities and contribute to the successful production of manufacturing and agriculture in the United States and abroad.

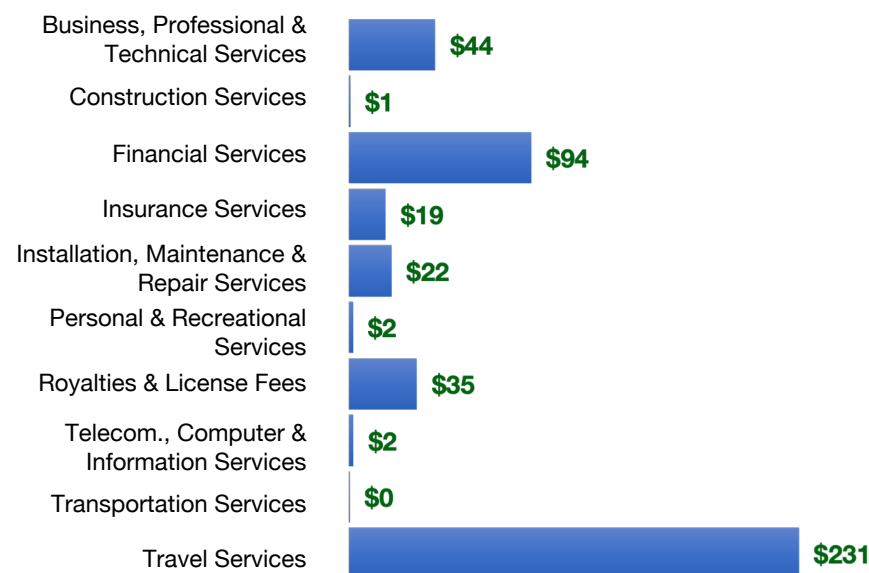
Type	2014	2019	2020	2023
Total Services	\$579M	\$463M	\$257M	\$450M
Digitally Tradable	\$167M	\$155M	\$163M	\$191M

### MS-2 Services Exports



MS-2 Services Exports Support **3,300** Jobs,  
Including **830** from Digitally Tradable Services

### MS-2 Services Exports by Sector, 2023 (\$ millions)



### MS-2 Services Exports to Select Markets, 2023

- To China:** \$21 million in services exports supporting **410 jobs**
- To Canada:** \$52 million in services exports supporting **170 jobs**
- To Mexico:** \$38 million in services exports supporting **320 jobs**

### MS-2 Digital Services Exports to Select Markets, 2023

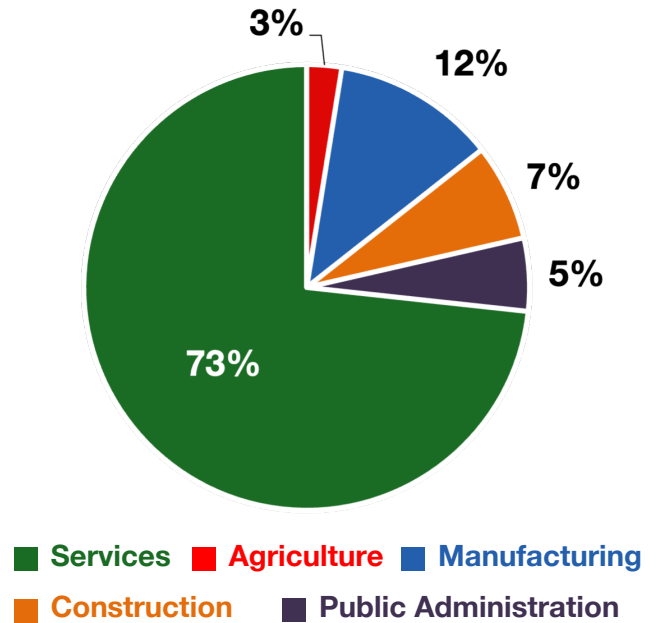
- To EU:** \$43 million in services exports supporting **180 jobs**
- To UK:** \$28 million in services exports supporting **120 jobs**
- To Africa:** \$2.7 million in services exports supporting **10 jobs**

## MISSISSIPPI'S 2<sup>ND</sup> DISTRICT

### Services Fuel U.S. Jobs and Growth

Services fuel America's economic growth and jobs, generating more than 77 percent of employment in the United States and 68 percent of GDP. Services are a major component of the manufacturing and agricultural sectors, and they boost the competitiveness of those sectors.

In MS-2, services accounted 73% percent of all jobs in 2023. The top services sector for employment was education services, health care and social assistance, which alone employed 70,490 MS-2 workers.



MS-2 Services Industries Employ **204,940** Workers

### MS-2 Jobs by Sector and Services Subsector, 2023

Agriculture, Forestry, & Mining	7,080
Construction	19,650
Manufacturing	33,160
Public Administration	14,830
<b>Total Services</b>	<b>204,940</b>
<i>Wholesale Trade</i>	4,950
<i>Retail Trade</i>	34,370
<i>Transportation, Warehousing, &amp; Utilities</i>	20,650
<i>Information</i>	2,590
<i>Finance, Insurance, &amp; Real Estate</i>	11,410
<i>Professional, Scientific, &amp; Management</i>	20,680
<i>Education, Health Care, &amp; Social Assistance</i>	70,490
<i>Arts, Entertainment, Accommodation, &amp; Food</i>	23,380
<i>Other Services</i>	16,440