

## CALIFORNIA'S 28<sup>TH</sup> DISTRICT

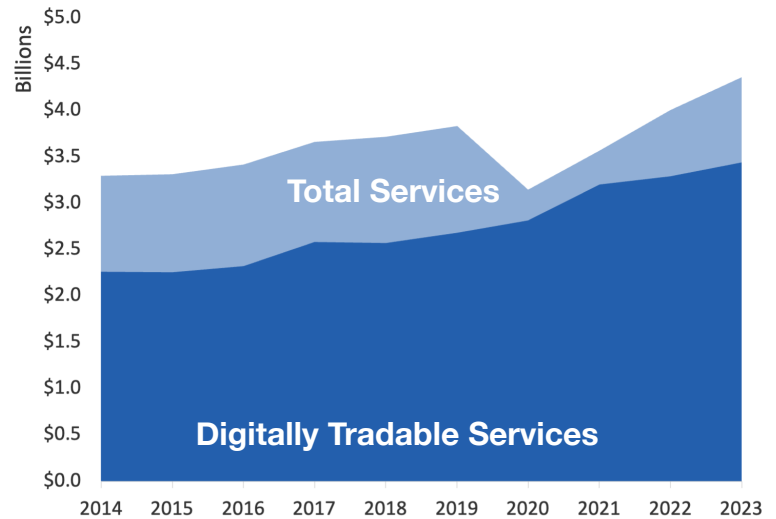
### U.S. Services Supply the World

CA-28 has seen a rise in services exports, boosting state economic growth and jobs. In 2023, U.S. services exports topped \$1 trillion and the U.S. services trade surplus was \$278 billion.

U.S. services industries are the most competitive and innovative in the world. They provide new economic opportunities and contribute to the successful production of manufacturing and agriculture in the United States and abroad.

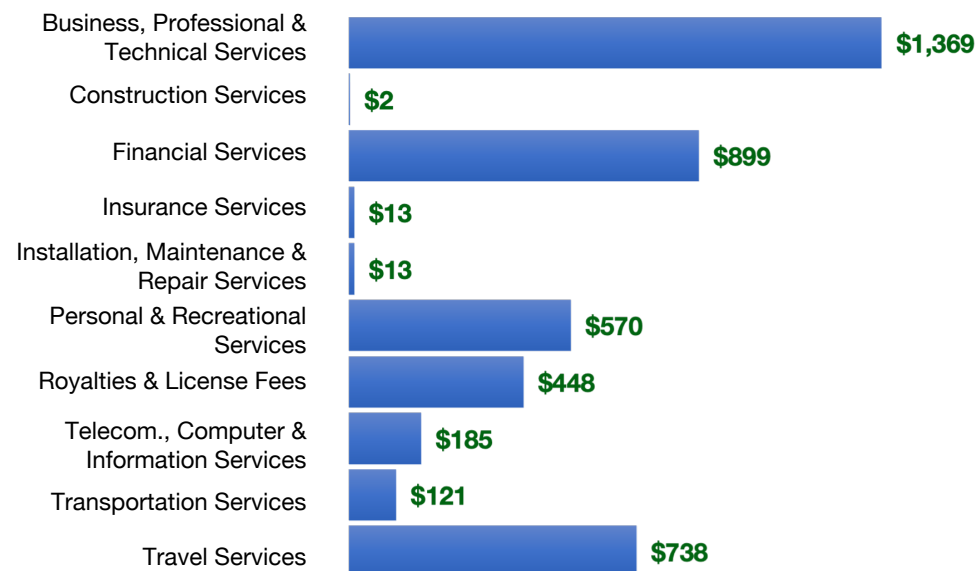
Type	2014	2019	2020	2023
Total Services	\$3.3B	\$3.8B	\$3.1B	\$4.4B
Digitally Tradable	\$2.3B	\$2.7B	\$2.8B	\$3.4B

### CA-28 Services Exports



CA-28 Services Exports Support **26,080** Jobs,  
Including **17,870** from Digitally Tradable Services

### CA-28 Services Exports by Sector, 2023 (\$ millions)



### CA-28 Services Exports to Select Markets, 2023

**To China:** \$148 million in services exports supporting **2,510 jobs**

**To Canada:** \$413 million in services exports supporting **1,050 jobs**

**To Mexico:** \$185 million in services exports supporting **1,310 jobs**

### CA-28 Digital Services Exports to Select Markets, 2023

**To EU:** \$957 million in services exports supporting **4,760 jobs**

**To UK:** \$472 million in services exports supporting **2,480 jobs**

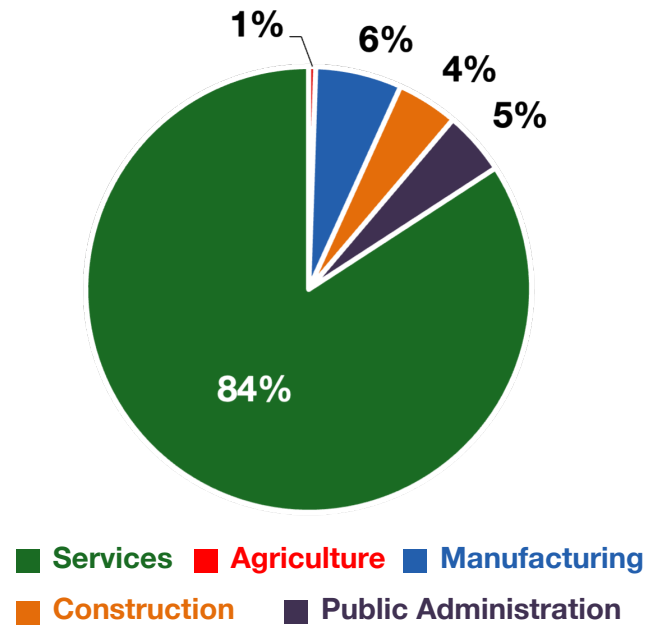
**To Africa:** \$36 million in services exports supporting **180 jobs**

## **CALIFORNIA'S 28<sup>TH</sup> DISTRICT**

### **Services Fuel U.S. Jobs and Growth**

Services fuel America's economic growth and jobs, generating more than 77 percent of employment in the United States and 68 percent of GDP. Services are a major component of the manufacturing and agricultural sectors, and they boost the competitiveness of those sectors.

In CA-28, services accounted 84% percent of all jobs in 2023. The top services sector for employment was education services, health care and social assistance, which alone employed 98,590 CA-28 workers.



**CA-28 Services Industries Employ 318,450 Workers**

### **CA-28 Jobs by Sector and Services Subsector, 2023**

Agriculture, Forestry, & Mining	1,910
Construction	16,800
Manufacturing	23,700
Public Administration	17,480
<b>Total Services</b>	<b>318,450</b>
<i>Wholesale Trade</i>	<b>10,730</b>
<i>Retail Trade</i>	<b>31,140</b>
<i>Transportation, Warehousing, &amp; Utilities</i>	<b>24,050</b>
<i>Information</i>	<b>12,710</b>
<i>Finance, Insurance, &amp; Real Estate</i>	<b>27,530</b>
<i>Professional, Scientific, &amp; Management</i>	<b>53,820</b>
<i>Education, Health Care, &amp; Social Assistance</i>	<b>98,590</b>
<i>Arts, Entertainment, Accommodation, &amp; Food</i>	<b>37,250</b>
<i>Other Services</i>	<b>22,640</b>