

U.S. SERVICES EXPORTS

CALIFORNIA'S 1ST DISTRICT

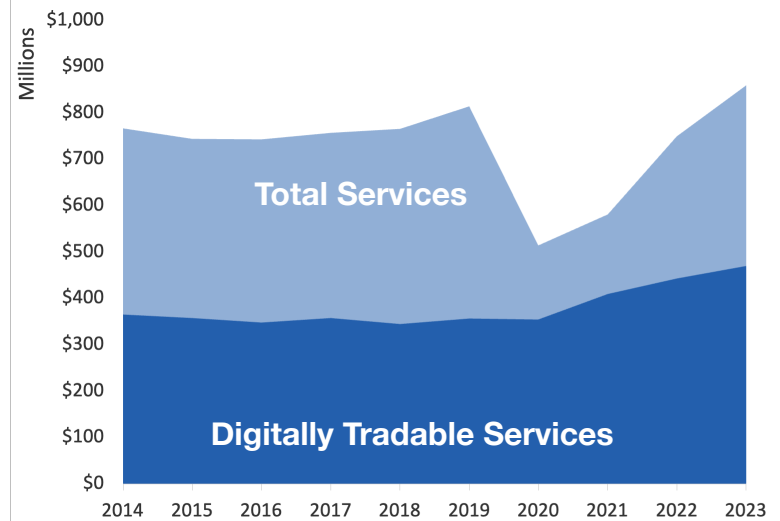
U.S. Services Supply the World

CA-1 has seen a rise in services exports, boosting state economic growth and jobs. In 2023, U.S. services exports topped \$1 trillion and the U.S. services trade surplus was \$278 billion.

U.S. services industries are the most competitive and innovative in the world. They provide new economic opportunities and contribute to the successful production of manufacturing and agriculture in the United States and abroad.

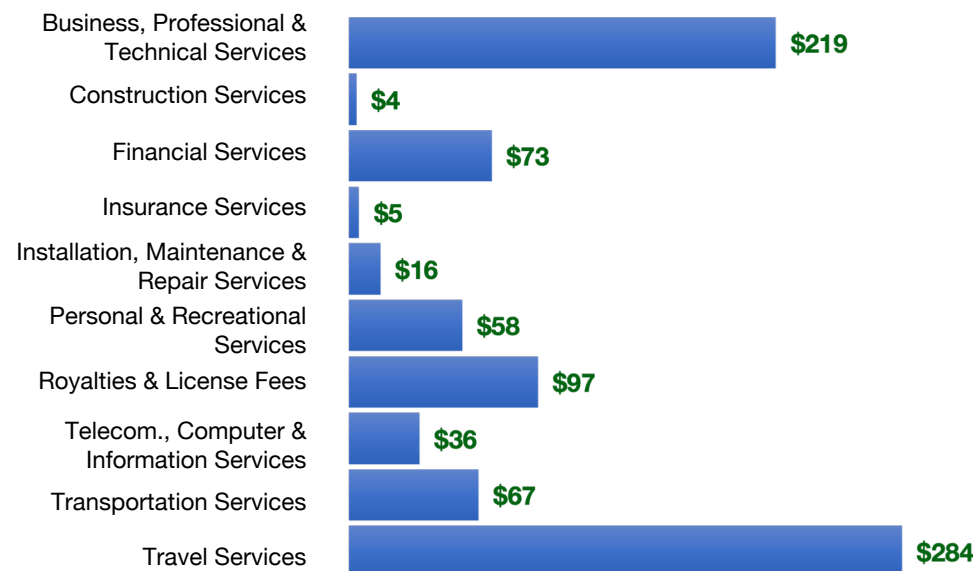
Type	2014	2019	2020	2023
Total Services	\$767M	\$815M	\$514M	\$860M
Digitally Tradable	\$365M	\$357M	\$354M	\$470M

CA-1 Services Exports



CA-1 Services Exports Support **5,700** Jobs,
Including **2,350** from Digitally Tradable Services

CA-1 Services Exports by Sector, 2023 (\$ millions)



CA-1 Services Exports to Select Markets, 2023

- To China:** \$38 million in services exports supporting **620 jobs**
- To Canada:** \$86 million in services exports supporting **290 jobs**
- To Mexico:** \$60 million in services exports supporting **460 jobs**

CA-1 Digital Services Exports to Select Markets, 2023

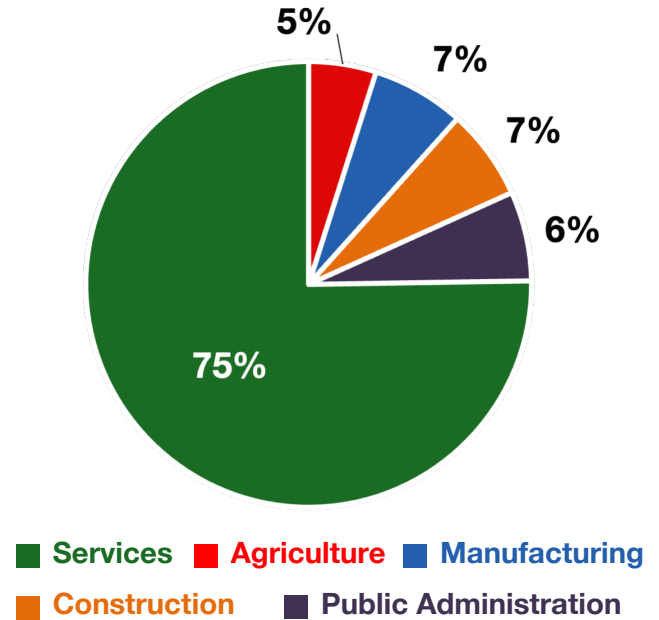
- To EU:** \$137 million in services exports supporting **650 jobs**
- To UK:** \$55 million in services exports supporting **280 jobs**
- To Africa:** \$7.0 million in services exports supporting **40 jobs**

CALIFORNIA'S 1ST DISTRICT

Services Fuel U.S. Jobs and Growth

Services fuel America's economic growth and jobs, generating more than 77 percent of employment in the United States and 68 percent of GDP. Services are a major component of the manufacturing and agricultural sectors, and they boost the competitiveness of those sectors.

In CA-1, services accounted 75% percent of all jobs in 2023. The top services sector for employment was education services, health care and social assistance, which alone employed 81,780 CA-1 workers.



CA-1 Services Industries Employ **242,050** Workers

CA-1 Jobs by Sector and Services Subsector, 2023

Agriculture, Forestry, & Mining	15,740
Construction	21,250
Manufacturing	21,690
Public Administration	20,920
Total Services	242,050
<i>Wholesale Trade</i>	<i>8,170</i>
<i>Retail Trade</i>	<i>38,480</i>
<i>Transportation, Warehousing, & Utilities</i>	<i>18,280</i>
<i>Information</i>	<i>3,810</i>
<i>Finance, Insurance, & Real Estate</i>	<i>16,800</i>
<i>Professional, Scientific, & Management</i>	<i>27,640</i>
<i>Education, Health Care, & Social Assistance</i>	<i>81,780</i>
<i>Arts, Entertainment, Accommodation, & Food</i>	<i>29,610</i>
<i>Other Services</i>	<i>17,480</i>