

WEST VIRGINIA

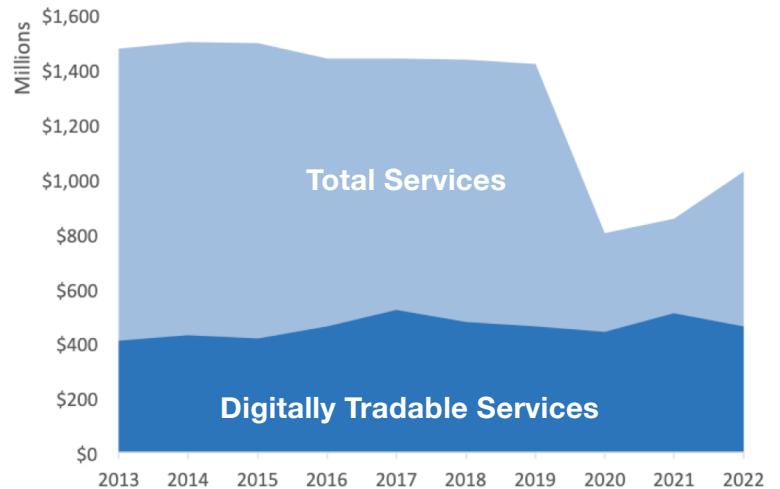
U.S. Services Supply the World

West Virginia has seen a rise in services exports, boosting economic growth and jobs, though services exports are recovering from Covid-related declines. In 2022, the U.S. services trade surplus was \$232 billion.

U.S. services industries are the most competitive and innovative in the world. They provide new economic opportunities and contribute to the successful production of manufacturing and agriculture in the United States and abroad.

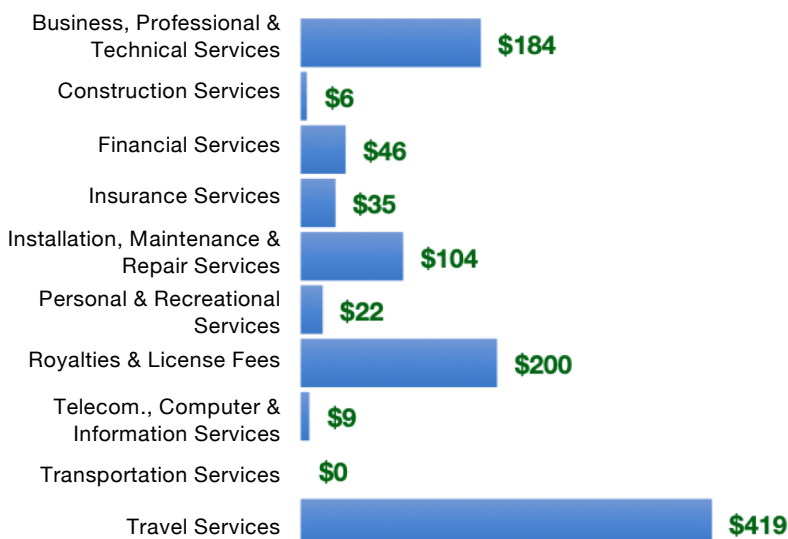
Type	2013	2019	2020	2022
Total Services	\$1.5B	\$1.4B	\$802M	\$1.0B
Digitally Tradable	\$406M	\$461M	\$442M	\$459M

West Virginia Services Exports



West Virginia Services Exports Support **7,350** Jobs, Including **2,340** from Digitally Tradable Services

WV Services Exports by Sector, 2022 (\$ millions)



WV Services Exports to Select Markets, 2022

- To China:** \$64 million in services exports supporting 450 jobs
- To Canada:** \$90 million in services exports supporting 680 jobs
- To Mexico:** \$75 million in services exports supporting 630 jobs

WV Digital Services Exports to Select Markets, 2022

- To EU:** \$133 million in services exports supporting 650 jobs
- To UK:** \$46 million in services exports supporting 230 jobs
- To Africa:** \$5.4 million in services exports supporting 40 jobs
- To IPEF*:** \$77 million in services exports supporting 430 jobs

* Sources: National data from the U.S. Bureau of Economic Analysis, state export and jobs data from Trade Partnership Worldwide. "IPEF" includes the participants as of launch on July 1, 2024.

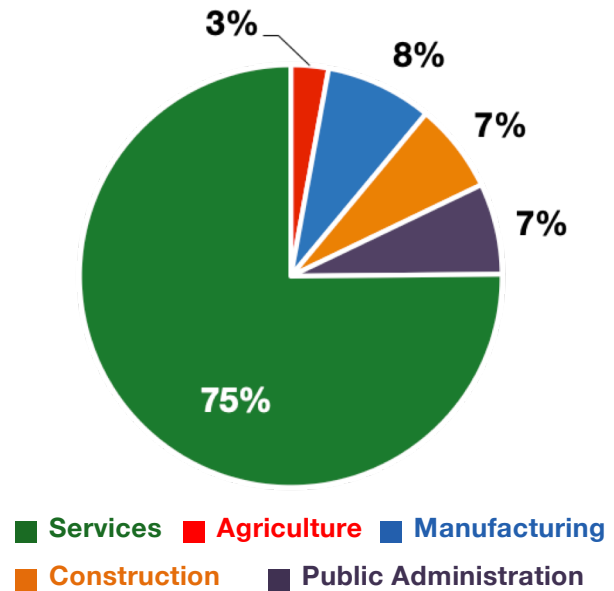
Copyright 2024. The Coalition of Services Industries. All rights reserved.

WEST VIRGINIA

Services Fuel U.S. Jobs and Growth

Services fuel America’s economic growth and jobs, generating more than 77 percent of employment in the United States and 68 percent of GDP. Services are a major component of the manufacturing and agricultural sectors, and they boost the competitiveness of those sectors.

In West Virginia, services accounted for 75 percent of all jobs in 2022. The top services sector for employment was educational services, and health care and social assistance, which alone employed 202,800 West Virginia workers.



West Virginia Services Industries Employ **552,800** Workers

West Virginia Jobs by Sector and Services Subsector, 2022

Agriculture, Forestry, & Mining	21,100
Construction	50,300
Manufacturing	60,000
Public Administration	51,300
Total Services	552,800
<i>Wholesale Trade</i>	12,600
<i>Retail Trade</i>	94,700
<i>Transportation, Warehousing, & Utilities</i>	41,200
<i>Information</i>	10,800
<i>Finance, Insurance, & Real Estate</i>	33,900
<i>Professional, Scientific, & Management</i>	65,100
<i>Education, Health Care, & Social Assistance</i>	202,800
<i>Arts, Entertainment, Accommodation, & Food</i>	60,600
<i>Other Services</i>	31,100