

WASHINGTON

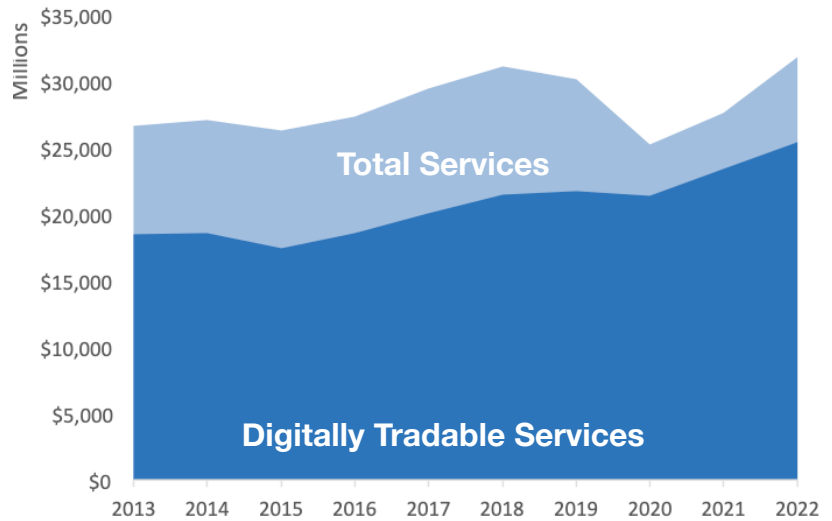
U.S. Services Supply the World

Washington has seen a rise in services exports, boosting economic growth and jobs. Services exports have fully recovered from Covid-related declines. In 2022, the U.S. services trade surplus was \$232 billion.

U.S. services industries are the most competitive and innovative in the world. They provide new economic opportunities and contribute to the successful production of manufacturing and agriculture in the United States and abroad.

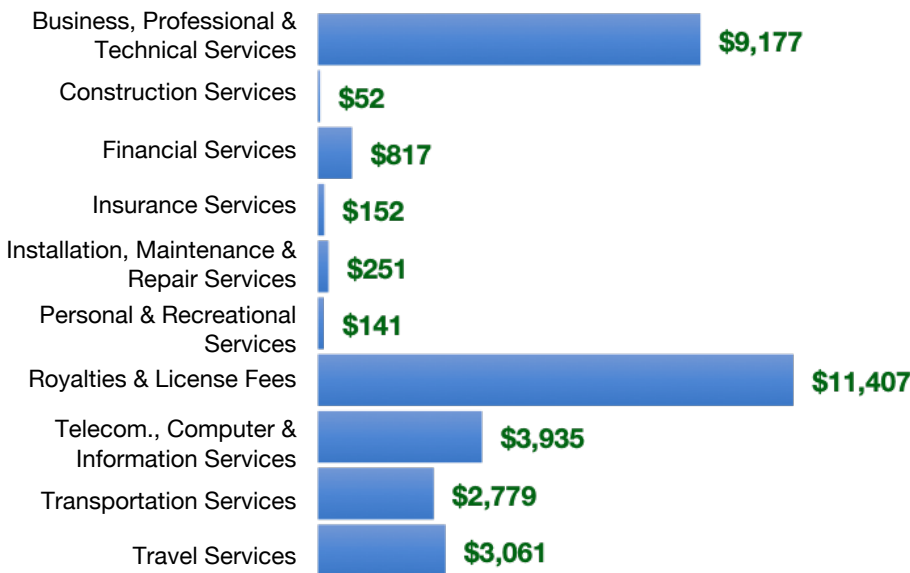
Type	2013	2019	2020	2022
Total Services	\$27B	\$30B	\$25B	\$32B
Digitally Tradable	\$18B	\$22B	\$21B	\$25B

Washington Services Exports



Washington Services Exports Support **141,990** Jobs, Including **97,220** from Digitally Tradable Services

WA Services Exports by Sector, 2022 (\$ millions)



WA Services Exports to Select Markets, 2022

- To China:** \$1.6 billion in services exports supporting 7,330 jobs
- To Canada:** \$2.0 billion in services exports supporting 9,930 jobs
- To Mexico:** \$1.0 billion in services exports supporting 6,720 jobs

WA Digital Services Exports to Select Markets, 2022

- To EU:** \$9.7 billion in services exports supporting 35,030 jobs
- To UK:** \$1.5 billion in services exports supporting 6,430 jobs
- To Africa:** \$264 million in services exports supporting 1,310 jobs
- To IPEF*:** \$5.3 billion in services exports supporting 19,600 jobs

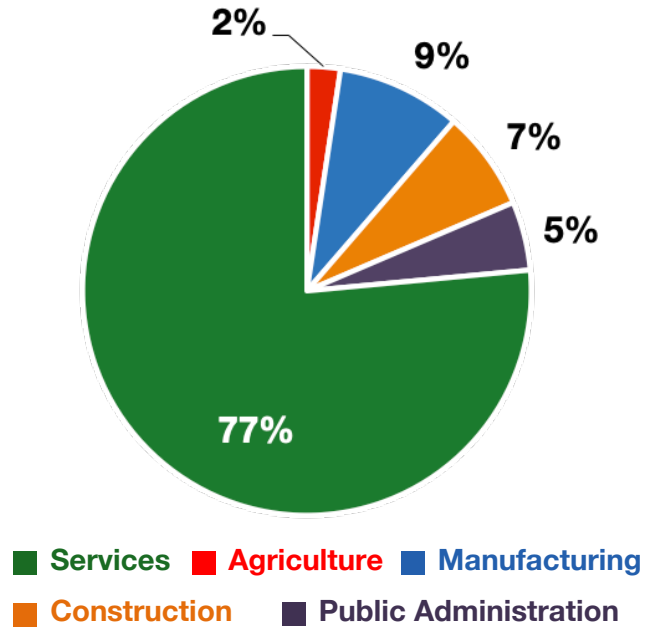
* Sources: National data from the U.S. Bureau of Economic Analysis, state export and jobs data from Trade Partnership Worldwide. "IPEF" includes the participants as of launch on July 1, 2024.
Copyright 2024. The Coalition of Services Industries. All rights reserved.

WASHINGTON

Services Fuel U.S. Jobs and Growth

Services fuel America's economic growth and jobs, generating more than 77 percent of employment in the United States and 68 percent of GDP. Services are a major component of the manufacturing and agricultural sectors, and they boost the competitiveness of those sectors.

In Washington, services accounted for 76 percent of all jobs in 2022. The top services sector for employment was educational services, and health care and social assistance, which alone employed 807,900 Washington workers.



Washington Services Industries Employ **3 Million** Workers

Washington Jobs by Sector and Services Subsector, 2022

Agriculture, Forestry, & Mining	93,000
Construction	278,200
Manufacturing	346,300
Public Administration	191,500
Total Services	3 Million
<i>Wholesale Trade</i>	86,300
<i>Retail Trade</i>	470,000
<i>Transportation, Warehousing, & Utilities</i>	225,100
<i>Information</i>	108,400
<i>Finance, Insurance, & Real Estate</i>	211,200
<i>Professional, Scientific, & Management</i>	567,000
<i>Education, Health Care, & Social Assistance</i>	807,900
<i>Arts, Entertainment, Accommodation, & Food</i>	317,200
<i>Other Services</i>	164,100