

VIRGINIA

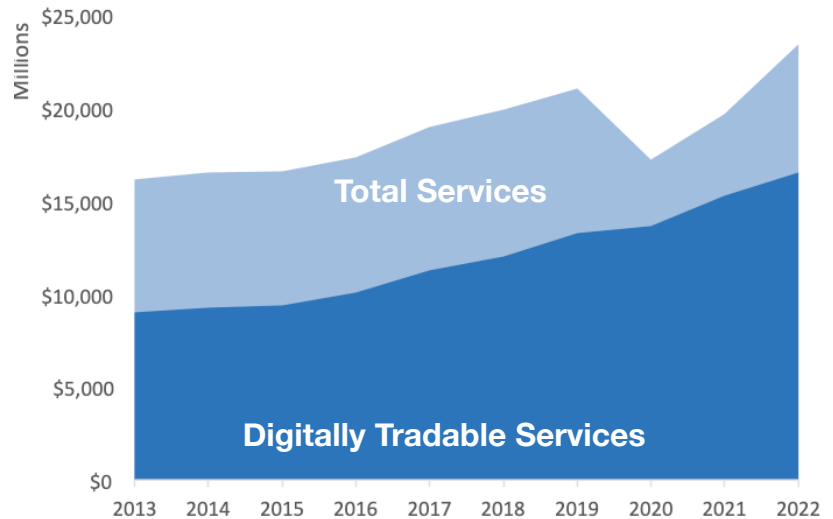
U.S. Services Supply the World

Virginia has seen a rise in services exports, boosting economic growth and jobs. Services exports have fully recovered from Covid-related declines. In 2022, the U.S. services trade surplus was \$232 billion.

U.S. services industries are the most competitive and innovative in the world. They provide new economic opportunities and contribute to the successful production of manufacturing and agriculture in the United States and abroad.

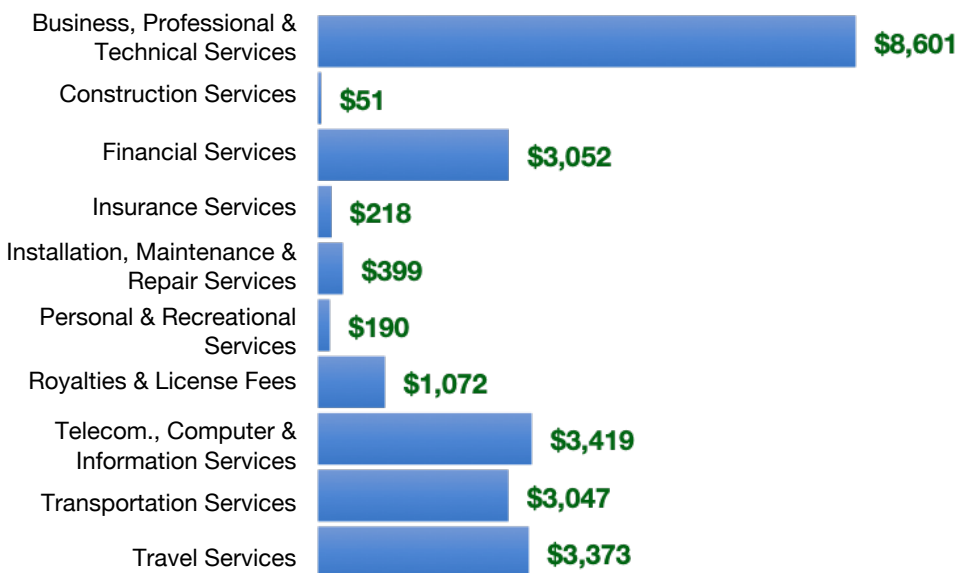
Type	2013	2019	2020	2022
Total Services	\$16B	\$21B	\$17B	\$23B
Digitally Tradable	\$9.0B	\$13B	\$14B	\$16B

Virginia Services Exports



Virginia Services Exports Support **144,170** Jobs, Including **92,520** from Digitally Tradable Services

VA Services Exports by Sector, 2022 (\$ millions)



VA Services Exports to Select Markets, 2022

- To China:** \$928 million in services exports supporting 6,480 jobs
- To Canada:** \$1.9 billion in services exports supporting 11,600 jobs
- To Mexico:** \$1.1 billion in services exports supporting 7,720 jobs

VA Digital Services Exports to Select Markets, 2022

- To EU:** \$5.1 billion in services exports supporting 29,820 jobs
- To UK:** \$1.5 billion in services exports supporting 8,260 jobs
- To Africa:** \$293 million in services exports supporting 1,590 jobs
- To IPEF*:** \$3.0 billion in services exports supporting 16,290 jobs

* Sources: National data from the U.S. Bureau of Economic Analysis, state export and jobs data from Trade Partnership Worldwide. "IPEF" includes the participants as of launch on July 1, 2024.

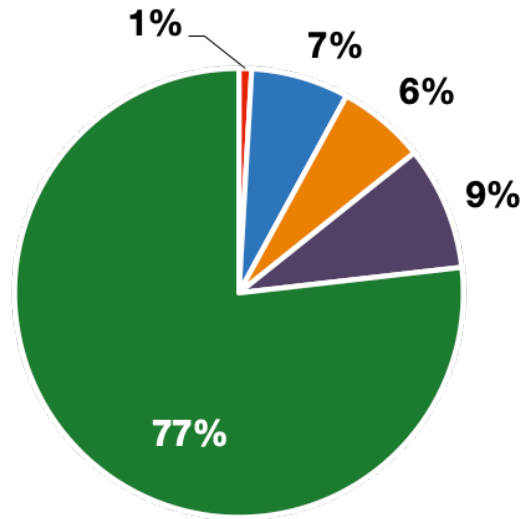
Copyright 2024. The Coalition of Services Industries. All rights reserved.

VIRGINIA

Services Fuel U.S. Jobs and Growth

Services fuel America's economic growth and jobs, generating more than 77 percent of employment in the United States and 68 percent of GDP. Services are a major component of the manufacturing and agricultural sectors, and they boost the competitiveness of those sectors.

In Virginia, services accounted for 77 percent of all jobs in 2022. The top services sector for employment was educational services, and health care and social assistance, which alone employed 952,200 Virginia workers.



■ Services
 ■ Agriculture
 ■ Manufacturing
 ■ Construction
 ■ Public Administration

Virginia Services Industries Employ **3.3 Million** Workers

Virginia Jobs by Sector and Services Subsector, 2022

Agriculture, Forestry, & Mining	39,100
Construction	271,700
Manufacturing	303,100
Public Administration	382,600
Total Services	3.3 Million
<i>Wholesale Trade</i>	69,300
<i>Retail Trade</i>	436,700
<i>Transportation, Warehousing, & Utilities</i>	209,700
<i>Information</i>	80,300
<i>Finance, Insurance, & Real Estate</i>	287,300
<i>Professional, Scientific, & Management</i>	719,900
<i>Education, Health Care, & Social Assistance</i>	952,200
<i>Arts, Entertainment, Accommodation, & Food</i>	326,200
<i>Other Services</i>	220,400