

TENNESSEE

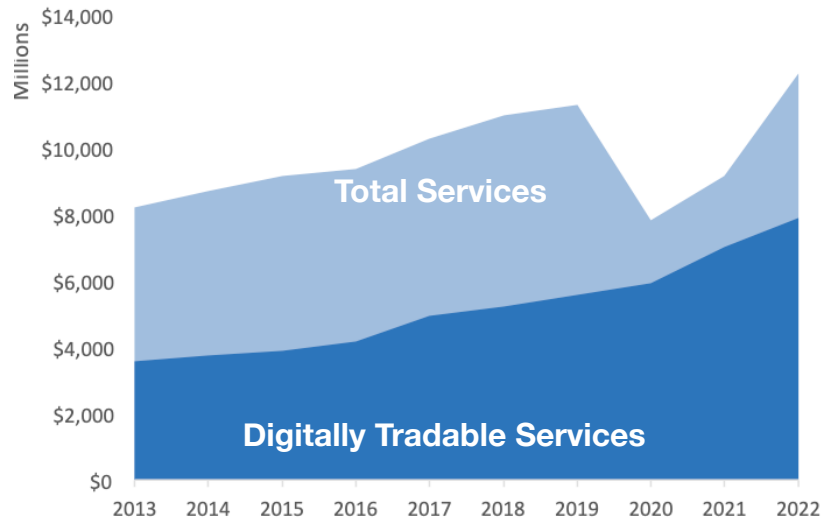
U.S. Services Supply the World

Tennessee has seen a rise in services exports, boosting economic growth and jobs. Services exports have fully recovered from Covid-related declines. In 2022, the U.S. services trade surplus was \$232 billion.

U.S. services industries are the most competitive and innovative in the world. They provide new economic opportunities and contribute to the successful production of manufacturing and agriculture in the United States and abroad.

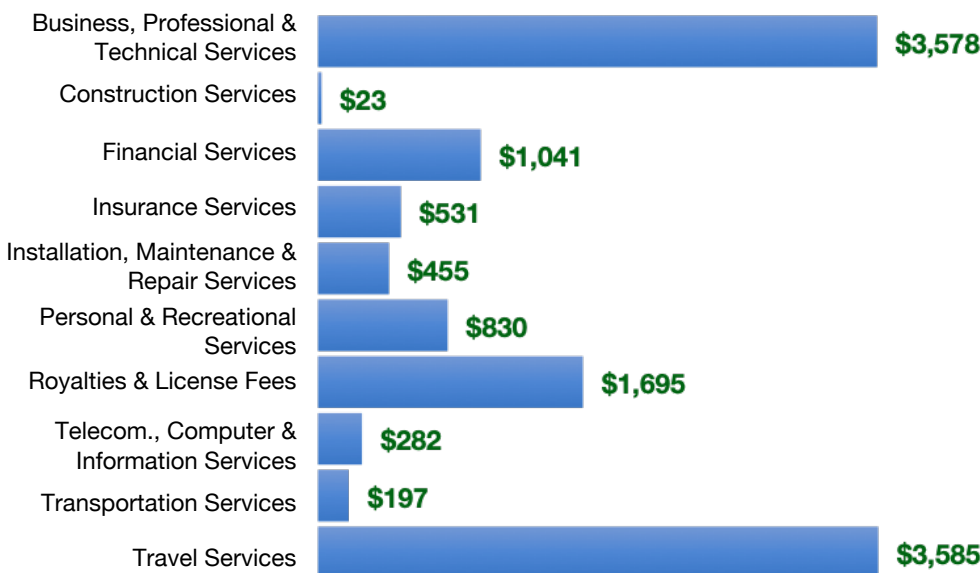
Type	2013	2019	2020	2022
Total Services	\$8.2B	\$11B	\$7.8B	\$12B
Digitally Tradable	\$3.6B	\$5.6B	\$5.9B	\$7.9B

Tennessee Services Exports



Tennessee Services Exports Support **84,920** Jobs, Including **44,620** from Digitally Tradable Services

TN Services Exports by Sector, 2022 (\$ millions)



TN Services Exports to Select Markets, 2022

- To China:** \$510 million in services exports supporting 3,640 jobs
- To Canada:** \$1.2 billion in services exports supporting 8,260 jobs
- To Mexico:** \$773 million in services exports supporting 6,500 jobs

TN Digital Services Exports to Select Markets, 2022

- To EU:** \$2.4 billion in services exports supporting 14,120 jobs
- To UK:** \$946 million in services exports supporting 5,260 jobs
- To Africa:** \$114 million in services exports supporting 690 jobs
- To IPEF*:** \$1.3 billion in services exports supporting 7,420 jobs

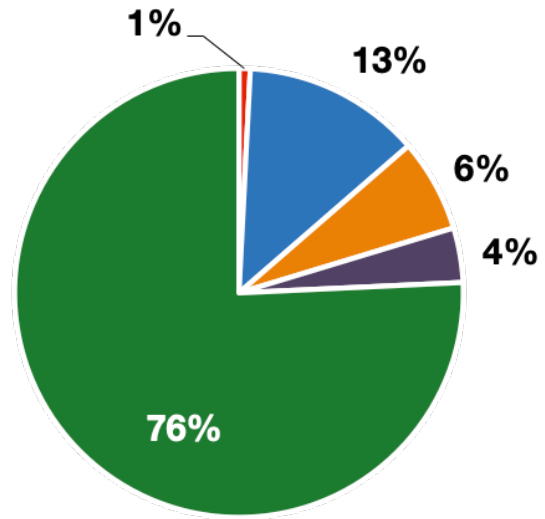
* Sources: National data from the U.S. Bureau of Economic Analysis, state export and jobs data from Trade Partnership Worldwide. "IPEF" includes the participants as of launch on July 1, 2024.
Copyright 2024. The Coalition of Services Industries. All rights reserved.

TENNESSEE

Services Fuel U.S. Jobs and Growth

Services fuel America’s economic growth and jobs, generating more than 77 percent of employment in the United States and 68 percent of GDP. Services are a major component of the manufacturing and agricultural sectors, and they boost the competitiveness of those sectors.

In Tennessee, services accounted for 76 percent of all jobs in 2022. The top services sector for employment was educational services, and health care and social assistance, which alone employed 743,500 Tennessee workers.



Tennessee Services Industries Employ 2.6 Million Workers

Tennessee Jobs by Sector and Services Subsector, 2022

Agriculture, Forestry, & Mining	27,800
Construction	228,600
Manufacturing	437,400
Public Administration	134,300
Total Services	2.6 Million
<i>Wholesale Trade</i>	74,500
<i>Retail Trade</i>	417,600
<i>Transportation, Warehousing, & Utilities</i>	248,100
<i>Information</i>	56,200
<i>Finance, Insurance, & Real Estate</i>	222,400
<i>Professional, Scientific, & Management</i>	363,500
<i>Education, Health Care, & Social Assistance</i>	743,500
<i>Arts, Entertainment, Accommodation, & Food</i>	299,200
<i>Other Services</i>	160,300