

## SOUTH DAKOTA

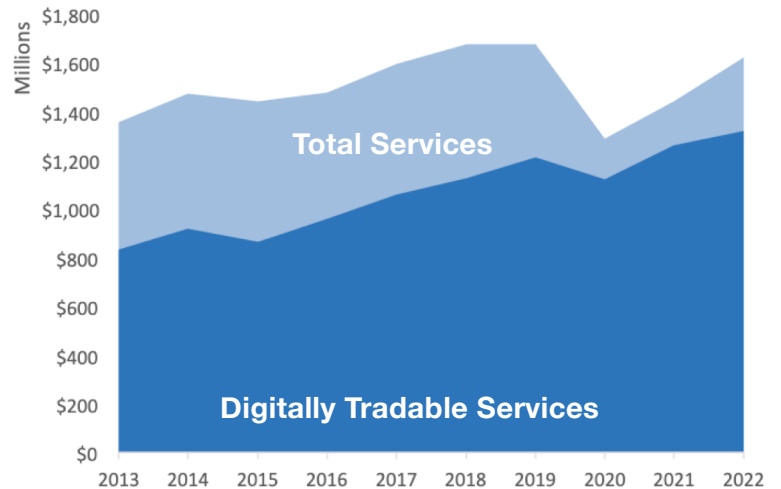
### U.S. Services Supply the World

South Dakota has seen a rise in services exports, boosting economic growth and jobs. Services exports have nearly recovered from Covid-related declines. In 2022, the U.S. services trade surplus was \$232 billion.

U.S. services industries are the most competitive and innovative in the world. They provide new economic opportunities and contribute to the successful production of manufacturing and agriculture in the United States and abroad.

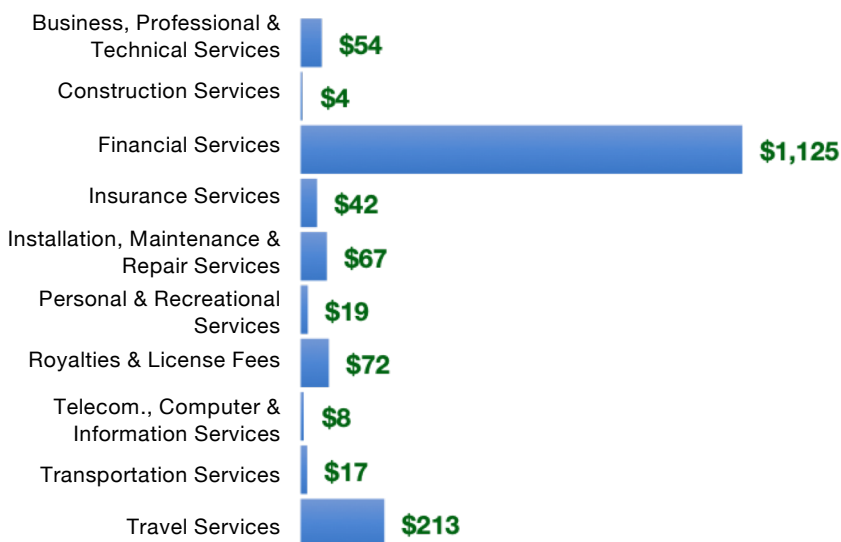
Type	2013	2019	2020	2022
Total Services	\$1.4B	\$1.7B	\$1.3B	\$1.6B
Digitally Tradable	\$832M	\$1.2B	\$1.1B	\$1.3B

### South Dakota Services Exports



South Dakota Services Exports Support **7,090** Jobs, Including **4,800** from Digitally Tradable Services

### SD Services Exports by Sector, 2022 (\$ millions)



### SD Services Exports to Select Markets, 2022

- To China:** \$78 million in services exports supporting 290 jobs
- To Canada:** \$147 million in services exports supporting 690 jobs
- To Mexico:** \$75 million in services exports supporting 440 jobs

### SD Digital Services Exports to Select Markets, 2022

- To EU:** \$299 million in services exports supporting 1,070 jobs
- To UK:** \$205 million in services exports supporting 720 jobs
- To Africa:** \$30 million in services exports supporting 120 jobs
- To IPEF\*:** \$209 million in services exports supporting 790 jobs

\* Sources: National data from the U.S. Bureau of Economic Analysis, state export and jobs data from Trade Partnership Worldwide. "IPEF" includes the participants as of launch on July 1, 2024.

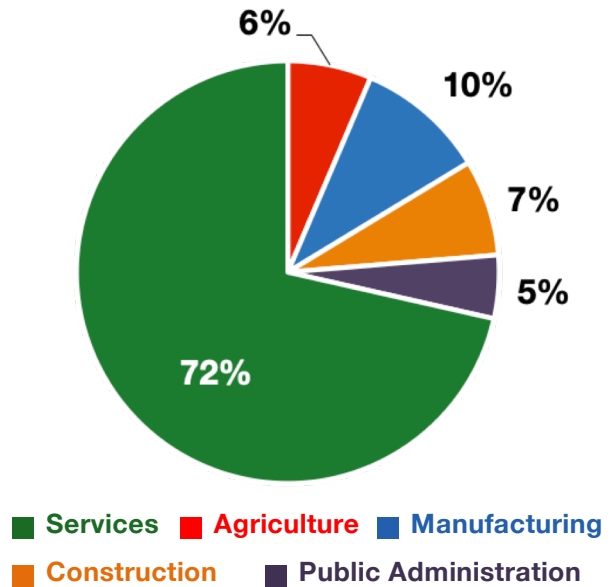
Copyright 2024. The Coalition of Services Industries. All rights reserved.

## SOUTH DAKOTA

### Services Fuel U.S. Jobs and Growth

Services fuel America’s economic growth and jobs, generating more than 77 percent of employment in the United States and 68 percent of GDP. Services are a major component of the manufacturing and agricultural sectors, and they boost the competitiveness of those sectors.

In South Dakota, services accounted for 71 percent of all jobs in 2022. The top services sector for employment was educational services, and health care and social assistance, which alone employed 121,300 South Dakota workers.



South Dakota Services Industries Employ **329,400** Workers

### South Dakota Jobs by Sector and Services Subsector, 2022

Agriculture, Forestry, & Mining	29,500
Construction	34,000
Manufacturing	45,700
Public Administration	22,300
<b>Total Services</b>	<b>329,400</b>
<i>Wholesale Trade</i>	9,700
<i>Retail Trade</i>	52,700
<i>Transportation, Warehousing, &amp; Utilities</i>	20,300
<i>Information</i>	6,700
<i>Finance, Insurance, &amp; Real Estate</i>	27,500
<i>Professional, Scientific, &amp; Management</i>	31,100
<i>Education, Health Care, &amp; Social Assistance</i>	121,300
<i>Arts, Entertainment, Accommodation, &amp; Food</i>	40,500
<i>Other Services</i>	19,700