

SOUTH CAROLINA

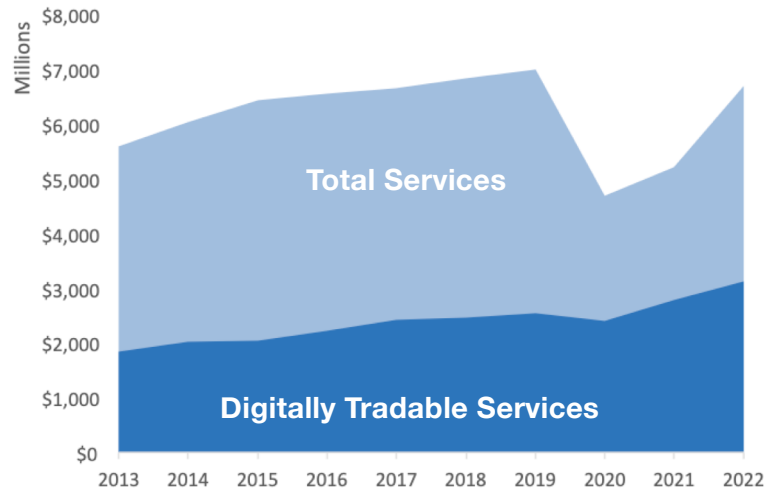
U.S. Services Supply the World

South Carolina has seen a rise in services exports, boosting economic growth and jobs. Services exports have nearly recovered from Covid-related declines. In 2022, the U.S. services trade surplus was \$232 billion.

U.S. services industries are the most competitive and innovative in the world. They provide new economic opportunities and contribute to the successful production of manufacturing and agriculture in the United States and abroad.

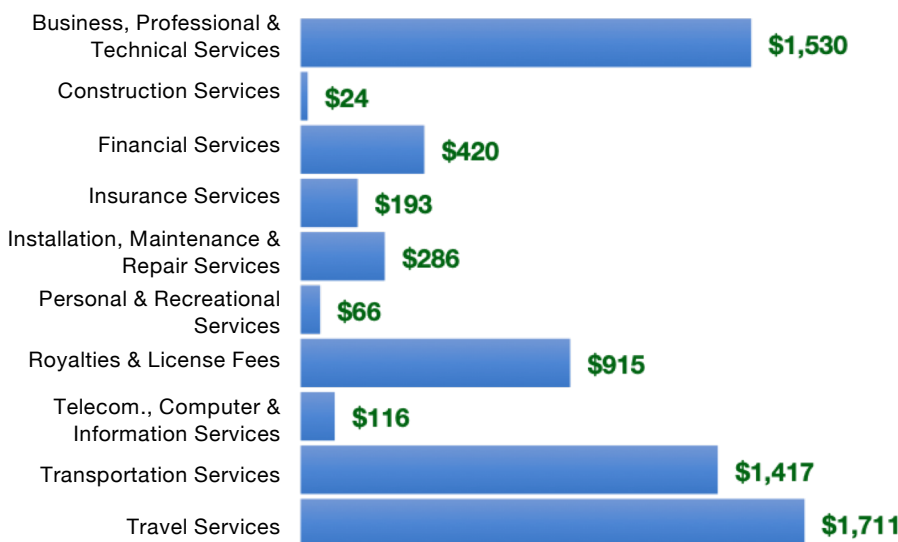
Type	2013	2019	2020	2022
Total Services	\$5.6B	\$7.0B	\$4.7B	\$6.7B
Digitally Tradable	\$1.8B	\$2.5B	\$2.4B	\$3.1B

South Carolina Services Exports



South Carolina Services Exports Support **42,960** Jobs, Including **16,550** from Digitally Tradable Services

SC Services Exports by Sector, 2022 (\$ millions)



SC Services Exports to Select Markets, 2022

- To China:** \$311 million in services exports supporting 1,980 jobs
- To Canada:** \$486 million in services exports supporting 3,480 jobs
- To Mexico:** \$371 million in services exports supporting 3,100 jobs

SC Digital Services Exports to Select Markets, 2022

- To EU:** \$919 million in services exports supporting 4,830 jobs
- To UK:** \$280 million in services exports supporting 1,500 jobs
- To Africa:** \$49 million in services exports supporting 280 jobs
- To IPEF*:** \$560 million in services exports supporting 3,060 jobs

* Sources: National data from the U.S. Bureau of Economic Analysis, state export and jobs data from Trade Partnership Worldwide. "IPEF" includes the participants as of launch on July 1, 2024.

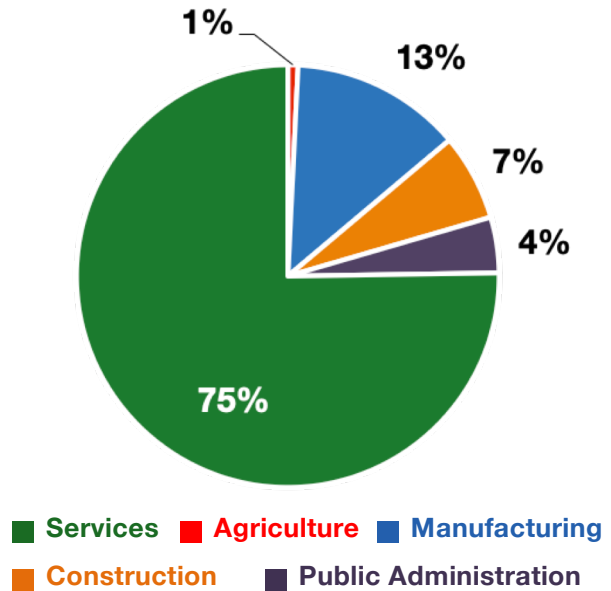
Copyright 2024. The Coalition of Services Industries. All rights reserved.

SOUTH CAROLINA

Services Fuel U.S. Jobs and Growth

Services fuel America’s economic growth and jobs, generating more than 77 percent of employment in the United States and 68 percent of GDP. Services are a major component of the manufacturing and agricultural sectors, and they boost the competitiveness of those sectors.

In South Carolina, services accounted for 75 percent of all jobs in 2022. The top services sector for employment was educational services, and health care and social assistance, which alone employed 548,200 South Carolina workers.



South Carolina Services Industries Employ **1.8 Million** Workers

South Carolina Jobs by Sector and Services Subsector, 2022

Agriculture, Forestry, & Mining	19,100
Construction	162,800
Manufacturing	321,000
Public Administration	104,500
Total Services	1.8 Million
<i>Wholesale Trade</i>	51,100
<i>Retail Trade</i>	276,900
<i>Transportation, Warehousing, & Utilities</i>	141,600
<i>Information</i>	40,100
<i>Finance, Insurance, & Real Estate</i>	155,800
<i>Professional, Scientific, & Management</i>	280,600
<i>Education, Health Care, & Social Assistance</i>	548,200
<i>Arts, Entertainment, Accommodation, & Food</i>	236,500
<i>Other Services</i>	115,900