

PENNSYLVANIA

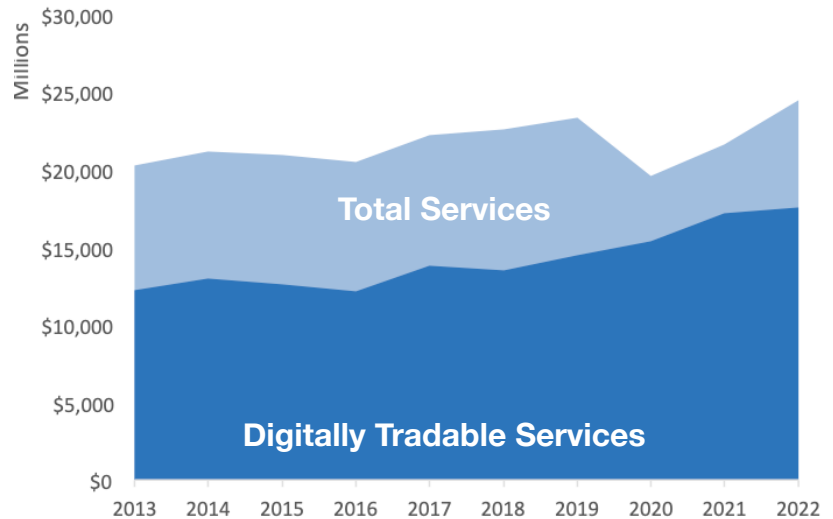
U.S. Services Supply the World

Pennsylvania has seen a rise in services exports, boosting economic growth and jobs. Services exports have fully recovered from Covid-related declines. In 2022, the U.S. services trade surplus was \$232 billion.

U.S. services industries are the most competitive and innovative in the world. They provide new economic opportunities and contribute to the successful production of manufacturing and agriculture in the United States and abroad.

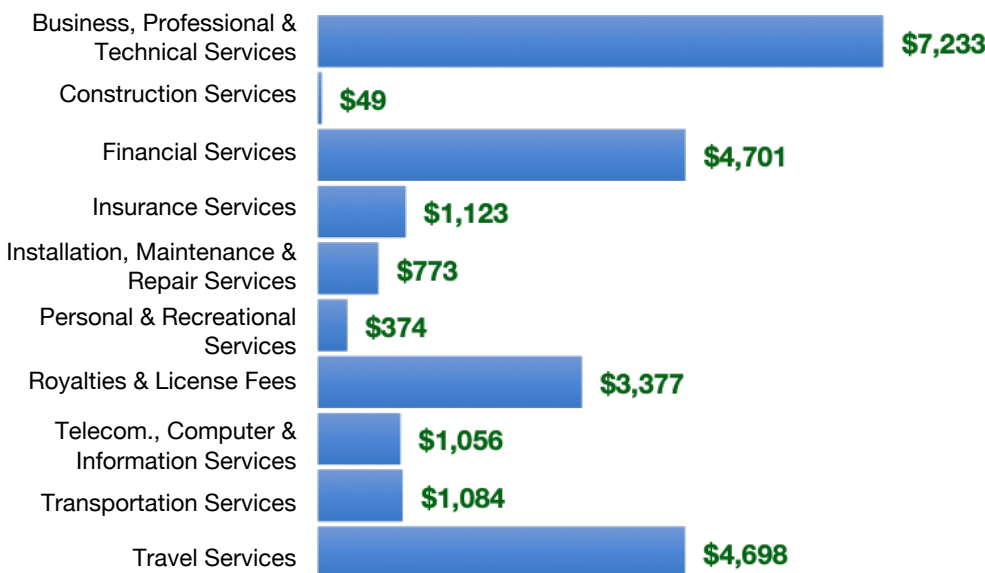
Type	2013	2019	2020	2022
Total Services	\$20B	\$23B	\$20B	\$24B
Digitally Tradable	\$12B	\$15B	\$15B	\$18B

Pennsylvania Services Exports



Pennsylvania Services Exports Support **142,170** Jobs, Including **81,110** from Digitally Tradable Services

PA Services Exports by Sector, 2022 (\$ millions)



PA Services Exports to Select Markets, 2022

- To China:** \$1.3 billion in services exports supporting 11,100 jobs
- To Canada:** \$1.7 billion in services exports supporting 10,410 jobs
- To Mexico:** \$926 million in services exports supporting 6,870 jobs

PA Digital Services Exports to Select Markets, 2022

- To EU:** \$4.8 billion in services exports supporting 21,840 jobs
- To UK:** \$1.5 billion in services exports supporting 7,210 jobs
- To Africa:** \$192 million in services exports supporting 1,150 jobs
- To IPEF*:** \$2.9 billion in services exports supporting 13,810 jobs

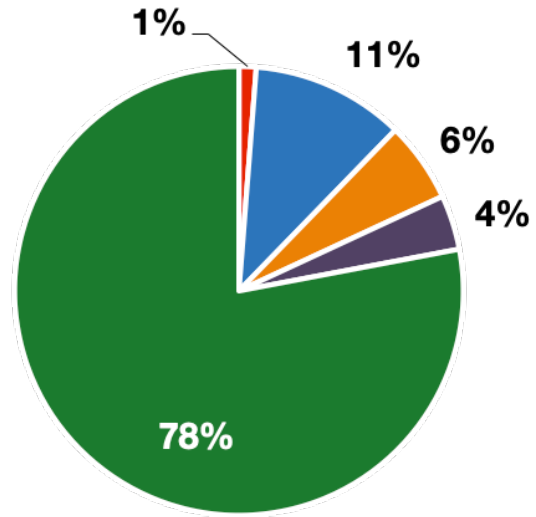
* Sources: National data from the U.S. Bureau of Economic Analysis, state export and jobs data from Trade Partnership Worldwide. "IPEF" includes the participants as of launch on July 1, 2024.
Copyright 2024. The Coalition of Services Industries. All rights reserved.

PENNSYLVANIA

Services Fuel U.S. Jobs and Growth

Services fuel America's economic growth and jobs, generating more than 77 percent of employment in the United States and 68 percent of GDP. Services are a major component of the manufacturing and agricultural sectors, and they boost the competitiveness of those sectors.

In Pennsylvania, services accounted for 78 percent of all jobs in 2022. The top services sector for employment was educational services, and health care and social assistance, which alone employed 1.7 million Pennsylvania workers.



■ Services
 ■ Agriculture
 ■ Manufacturing
 ■ Construction
 ■ Public Administration

Pennsylvania Services Industries Employ **5 Million** Workers

Pennsylvania Jobs by Sector and Services Subsector, 2022

Agriculture, Forestry, & Mining	79,300
Construction	371,700
Manufacturing	706,700
Public Administration	251,900
Total Services	5 Million
<i>Wholesale Trade</i>	148,500
<i>Retail Trade</i>	736,900
<i>Transportation, Warehousing, & Utilities</i>	397,200
<i>Information</i>	92,300
<i>Finance, Insurance, & Real Estate</i>	427,300
<i>Professional, Scientific, & Management</i>	717,800
<i>Education, Health Care, & Social Assistance</i>	1.7 Million
<i>Arts, Entertainment, Accommodation, & Food</i>	470,700
<i>Other Services</i>	296,400