

## OREGON

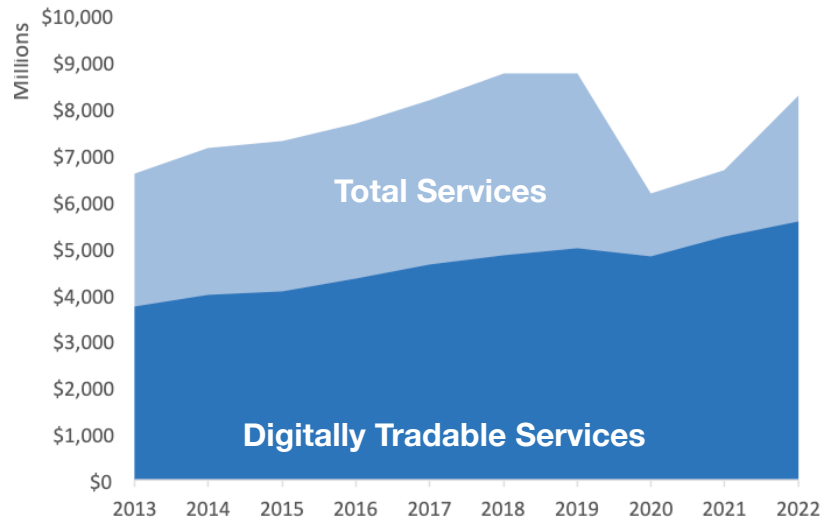
### U.S. Services Supply the World

Oregon has seen a rise in services exports, boosting economic growth and jobs. Services exports have fully recovered from Covid-related declines. In 2022, the U.S. services trade surplus was \$232 billion.

U.S. services industries are the most competitive and innovative in the world. They provide new economic opportunities and contribute to the successful production of manufacturing and agriculture in the United States and abroad.

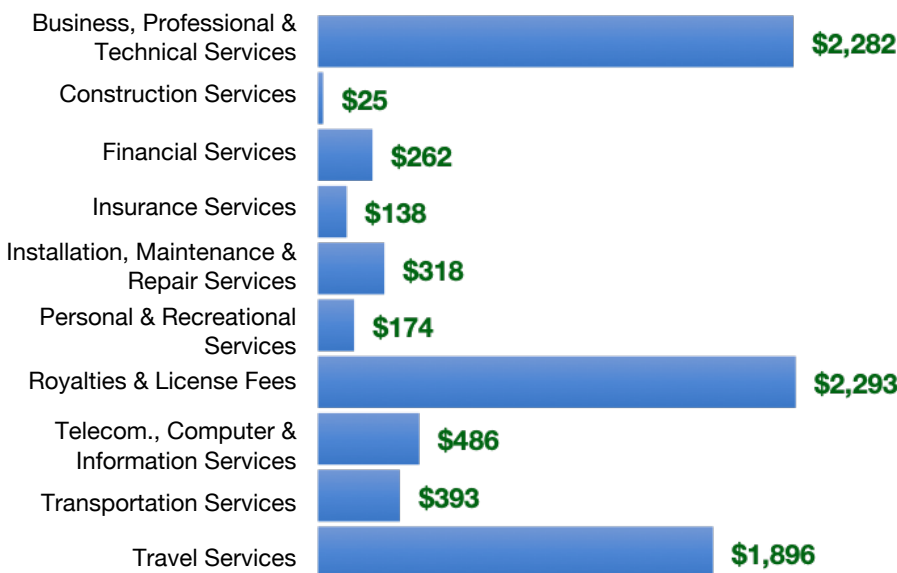
Type	2013	2019	2020	2022
Total Services	\$6.6B	\$8.7B	\$6.2B	\$8.3B
Digitally Tradable	\$3.7B	\$5.0B	\$4.8B	\$5.5B

### Oregon Services Exports



Oregon Services Exports Support **47,870** Jobs, Including **24,840** from Digitally Tradable Services

### OR Services Exports by Sector, 2022 (\$ millions)



### OR Services Exports to Select Markets, 2022

- To China:** \$396 million in services exports supporting 2,370 jobs
- To Canada:** \$624 million in services exports supporting 4,090 jobs
- To Mexico:** \$436 million in services exports supporting 3,450 jobs

### OR Digital Services Exports to Select Markets, 2022

- To EU:** \$1.9 billion in services exports supporting 8,150 jobs
- To UK:** \$358 million in services exports supporting 1,760 jobs
- To Africa:** \$60 million in services exports supporting 350 jobs
- To IPEF\*:** \$1.1 billion in services exports supporting 4,840 jobs

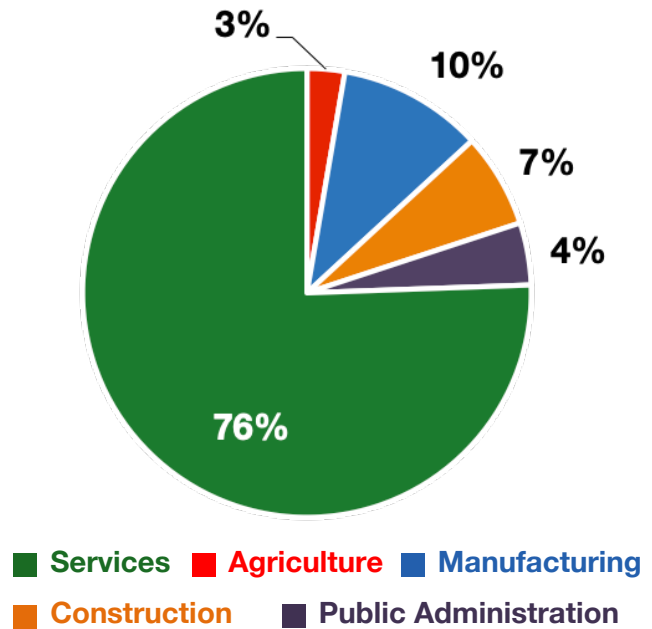
\* Sources: National data from the U.S. Bureau of Economic Analysis, state export and jobs data from Trade Partnership Worldwide. "IPEF" includes the participants as of launch on July 1, 2024.  
Copyright 2024. The Coalition of Services Industries. All rights reserved.

## OREGON

### Services Fuel U.S. Jobs and Growth

Services fuel America's economic growth and jobs, generating more than 77 percent of employment in the United States and 68 percent of GDP. Services are a major component of the manufacturing and agricultural sectors, and they boost the competitiveness of those sectors.

In Oregon, services accounted for 76 percent of all jobs in 2022. The top services sector for employment was educational services, and health care and social assistance, which alone employed 477,400 Oregon workers.



### Oregon Services Industries Employ **1.6 Million** Workers

### Oregon Jobs by Sector and Services Subsector, 2022

Agriculture, Forestry, & Mining	57,000
Construction	142,500
Manufacturing	218,500
Public Administration	94,000
<b>Total Services</b>	<b>1.6 Million</b>
<i>Wholesale Trade</i>	46,500
<i>Retail Trade</i>	254,700
<i>Transportation, Warehousing, &amp; Utilities</i>	95,900
<i>Information</i>	36,100
<i>Finance, Insurance, &amp; Real Estate</i>	119,700
<i>Professional, Scientific, &amp; Management</i>	259,300
<i>Education, Health Care, &amp; Social Assistance</i>	477,400
<i>Arts, Entertainment, Accommodation, &amp; Food</i>	194,900
<i>Other Services</i>	98,900