

OKLAHOMA

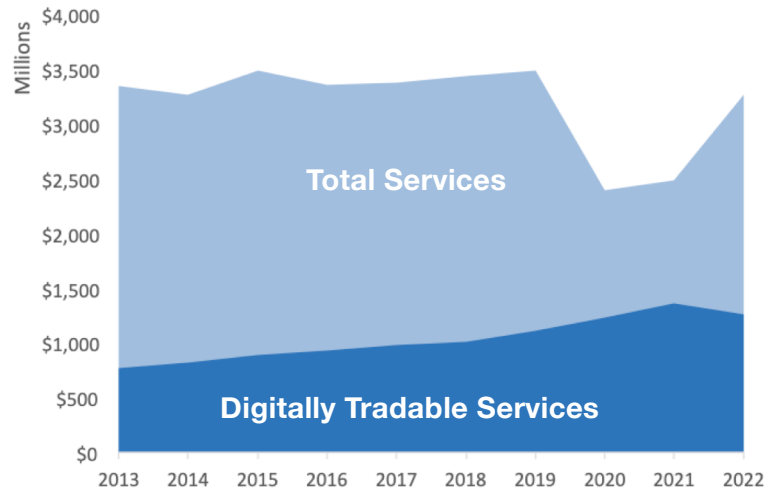
U.S. Services Supply the World

Oklahoma has seen a rise in services exports, boosting economic growth and jobs. Services exports have nearly recovered from Covid-related declines. In 2022, the U.S. services trade surplus was \$232 billion.

U.S. services industries are the most competitive and innovative in the world. They provide new economic opportunities and contribute to the successful production of manufacturing and agriculture in the United States and abroad.

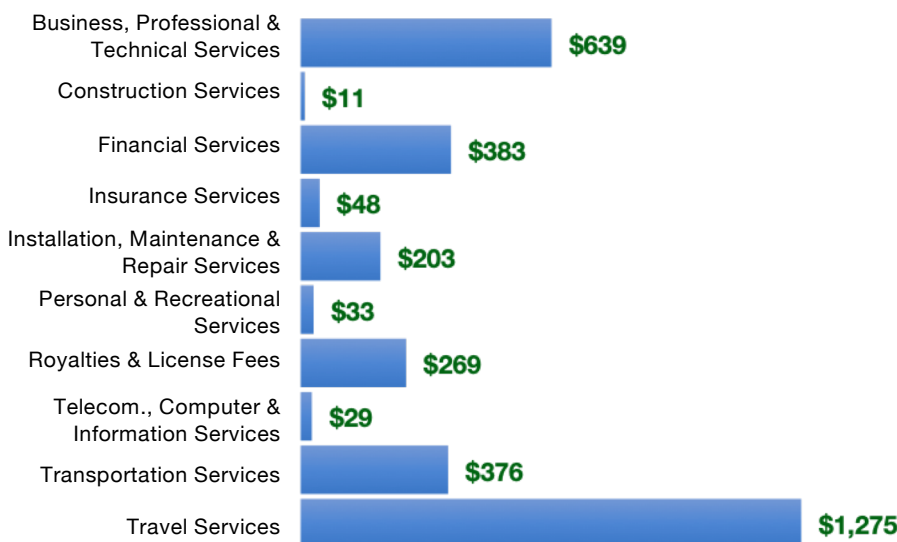
Type	2013	2019	2020	2022
Total Services	\$3.3B	\$3.5B	\$2.4B	\$3.3B
Digitally Tradable	\$772M	\$1.1B	\$1.2B	\$1.3B

Oklahoma Services Exports



Oklahoma Services Exports Support **22,980** Jobs, Including **6,860** from Digitally Tradable Services

OK Services Exports by Sector, 2022 (\$ millions)



OK Services Exports to Select Markets, 2022

- To China:** \$165 million in services exports supporting 1,180 jobs
- To Canada:** \$320 million in services exports supporting 2,290 jobs
- To Mexico:** \$264 million in services exports supporting 2,150 jobs

OK Digital Services Exports to Select Markets, 2022

- To EU:** \$322 million in services exports supporting 1,760 jobs
- To UK:** \$146 million in services exports supporting 720 jobs
- To Africa:** \$18 million in services exports supporting 100 jobs
- To IPEF*:** \$222 million in services exports supporting 1,340 jobs

* Sources: National data from the U.S. Bureau of Economic Analysis, state export and jobs data from Trade Partnership Worldwide. "IPEF" includes the participants as of launch on July 1, 2024.

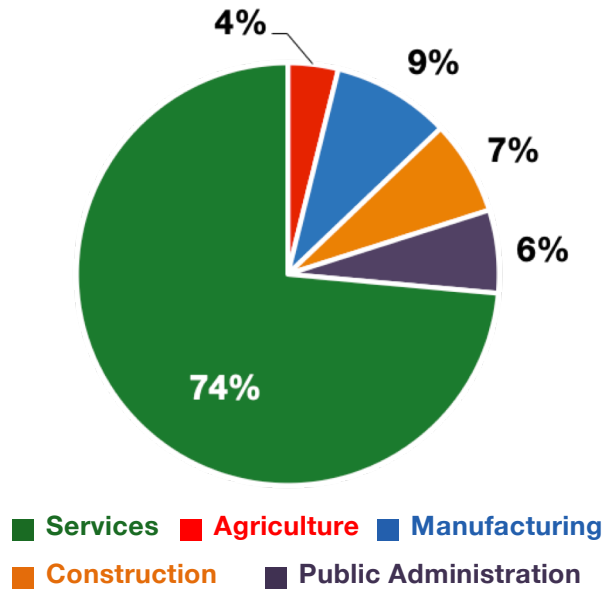
Copyright 2024. The Coalition of Services Industries. All rights reserved.

OKLAHOMA

Services Fuel U.S. Jobs and Growth

Services fuel America’s economic growth and jobs, generating more than 77 percent of employment in the United States and 68 percent of GDP. Services are a major component of the manufacturing and agricultural sectors, and they boost the competitiveness of those sectors.

In Oklahoma, services accounted for 74 percent of all jobs in 2022. The top services sector for employment was educational services, and health care and social assistance, which alone employed 407,000 Oklahoma workers.



Oklahoma Services Industries Employ 1.4 Million Workers

Oklahoma Jobs by Sector and Services Subsector, 2022

Agriculture, Forestry, & Mining	70,700
Construction	132,600
Manufacturing	165,600
Public Administration	116,700
Total Services	1.4 Million
<i>Wholesale Trade</i>	35,100
<i>Retail Trade</i>	226,400
<i>Transportation, Warehousing, & Utilities</i>	112,400
<i>Information</i>	26,900
<i>Finance, Insurance, & Real Estate</i>	106,800
<i>Professional, Scientific, & Management</i>	174,400
<i>Education, Health Care, & Social Assistance</i>	407,000
<i>Arts, Entertainment, Accommodation, & Food</i>	164,800
<i>Other Services</i>	96,900