

OHIO

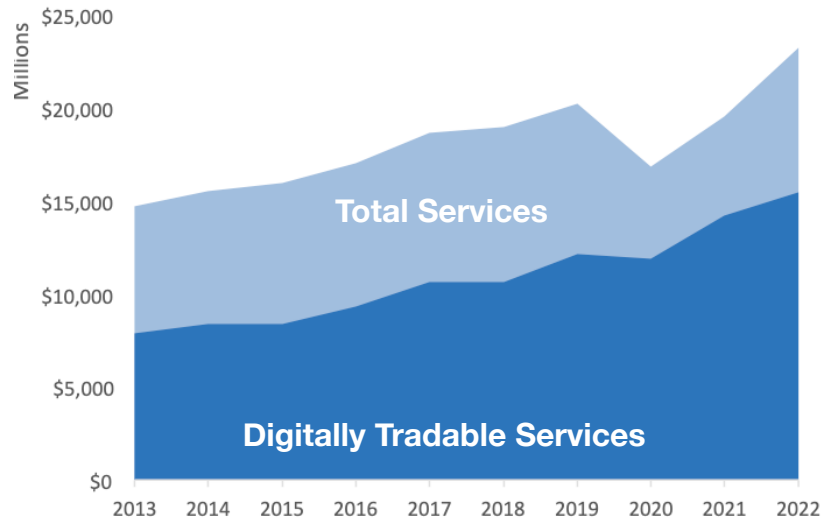
U.S. Services Supply the World

Ohio has seen a rise in services exports, boosting economic growth and jobs. Services exports have fully recovered from Covid-related declines. In 2022, the U.S. services trade surplus was \$232 billion.

U.S. services industries are the most competitive and innovative in the world. They provide new economic opportunities and contribute to the successful production of manufacturing and agriculture in the United States and abroad.

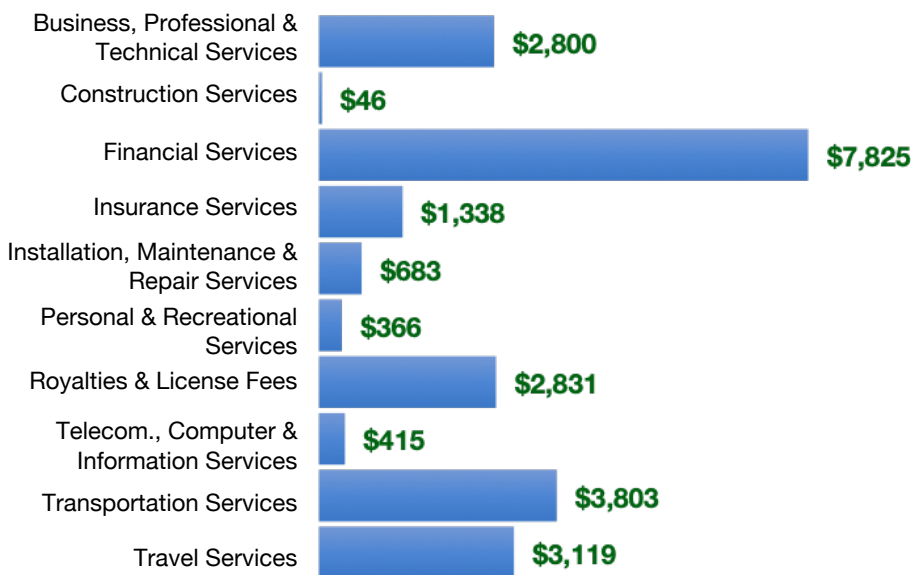
Type	2013	2019	2020	2022
Total Services	\$15B	\$20B	\$17B	\$23B
Digitally Tradable	\$7.9B	\$12B	\$12B	\$15B

Ohio Services Exports



Ohio Services Exports Support **120,590** Jobs, Including **66,900** from Digitally Tradable Services

OH Services Exports by Sector, 2022 (\$ millions)



OH Services Exports to Select Markets, 2022

- To China:** \$1.2 billion in services exports supporting 7,860 jobs
- To Canada:** \$2.4 billion in services exports supporting 12,230 jobs
- To Mexico:** \$1.0 billion in services exports supporting 6,270 jobs

OH Digital Services Exports to Select Markets, 2022

- To EU:** \$3.9 billion in services exports supporting 16,660 jobs
- To UK:** \$1.9 billion in services exports supporting 7,840 jobs
- To Africa:** \$282 million in services exports supporting 1,400 jobs
- To IPEF*:** \$2.6 billion in services exports supporting 11,820 jobs

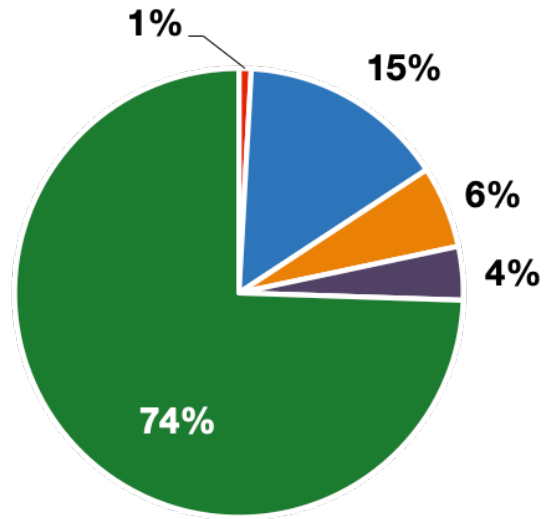
* Sources: National data from the U.S. Bureau of Economic Analysis, state export and jobs data from Trade Partnership Worldwide. "IPEF" includes the participants as of launch on July 1, 2024.
Copyright 2024. The Coalition of Services Industries. All rights reserved.

OHIO

Services Fuel U.S. Jobs and Growth

Services fuel America’s economic growth and jobs, generating more than 77 percent of employment in the United States and 68 percent of GDP. Services are a major component of the manufacturing and agricultural sectors, and they boost the competitiveness of those sectors.

In Ohio, services accounted for 74 percent of all jobs in 2022. The top services sector for employment was educational services, and health care and social assistance, which alone employed 1.4 million Ohio workers.



Ohio Services Industries Employ 4.3 Million Workers

Ohio Jobs by Sector and Services Subsector, 2022

Agriculture, Forestry, & Mining	50,800
Construction	340,700
Manufacturing	856,900
Public Administration	222,100
Total Services	4.3 Million
<i>Wholesale Trade</i>	124,900
<i>Retail Trade</i>	650,300
<i>Transportation, Warehousing, & Utilities</i>	346,000
<i>Information</i>	81,900
<i>Finance, Insurance, & Real Estate</i>	368,200
<i>Professional, Scientific, & Management</i>	590,000
<i>Education, Health Care, & Social Assistance</i>	1.4 Million
<i>Arts, Entertainment, Accommodation, & Food</i>	481,200
<i>Other Services</i>	254,000