

NEVADA

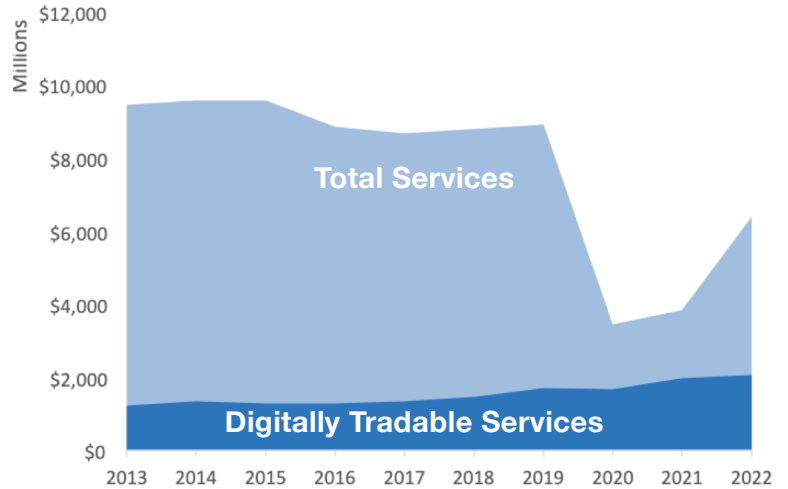
U.S. Services Supply the World

Nevada has seen a rise in services exports, boosting economic growth and jobs, though services exports still are recovering from Covid-related declines. In 2022, the U.S. services trade surplus was \$232 billion.

U.S. services industries are the most competitive and innovative in the world. They provide new economic opportunities and contribute to the successful production of manufacturing and agriculture in the United States and abroad.

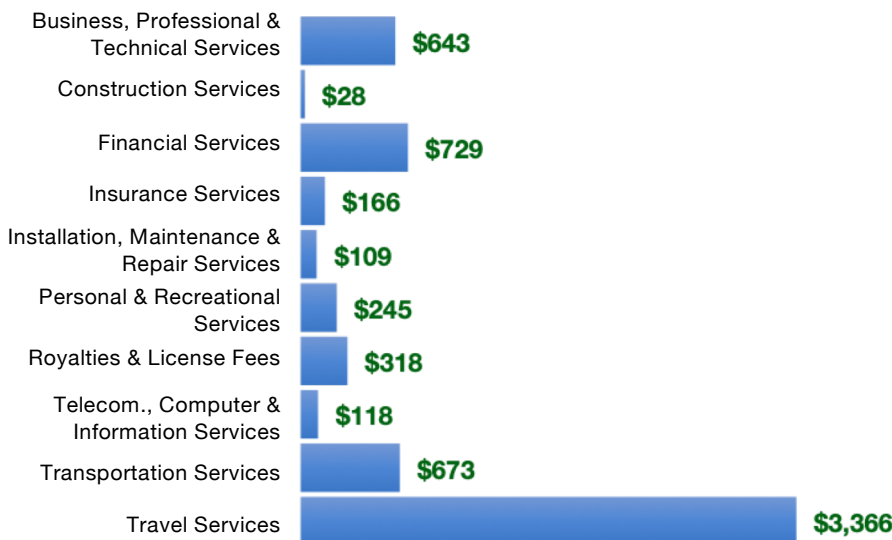
Type	2013	2019	2020	2022
Total Services	\$9.5B	\$8.9B	\$3.4B	\$6.4B
Digitally Tradable	\$1.2B	\$1.7B	\$1.7B	\$2.1B

Nevada Services Exports



Nevada Services Exports Support **49,300** Jobs, Including **11,300** from Digitally Tradable Services

NV Services Exports by Sector, 2022 (\$ millions)



NV Services Exports to Select Markets, 2022

- To China:** \$222 million in services exports supporting 1,790 jobs
- To Canada:** \$646 million in services exports supporting 5,210 jobs
- To Mexico:** \$655 million in services exports supporting 5,710 jobs

NV Digital Services Exports to Select Markets, 2022

- To EU:** \$428 million in services exports supporting 2,200 jobs
- To UK:** \$214 million in services exports supporting 1,070 jobs
- To Africa:** \$59 million in services exports supporting 400 jobs
- To IPEF*:** \$421 million in services exports supporting 2,410 jobs

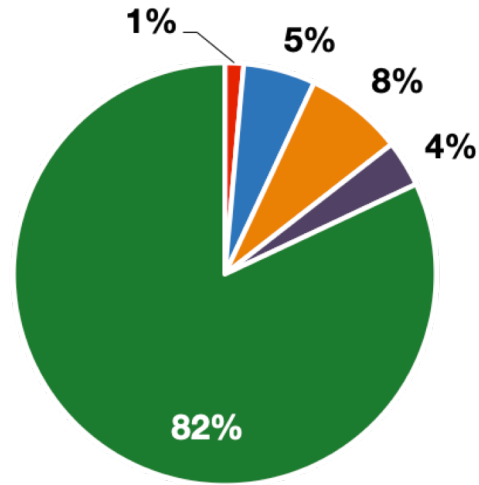
* Sources: National data from the U.S. Bureau of Economic Analysis, state export and jobs data from Trade Partnership Worldwide. "IPEF" includes the participants as of launch on July 1, 2024.

NEVADA

Services Fuel U.S. Jobs and Growth

Services fuel America’s economic growth and jobs, generating more than 77 percent of employment in the United States and 68 percent of GDP. Services are a major component of the manufacturing and agricultural sectors, and they boost the competitiveness of those sectors.

In Nevada, services accounted for 82 percent of all jobs in 2022. The top services sector for employment was arts, entertainment, and recreation, and accommodation and food services, which alone employed 303,200 Nevada workers.



■ Services ■ Agriculture ■ Manufacturing
■ Construction ■ Public Administration

Nevada Services Industries Employ **1.3 Million** Workers

Nevada Jobs by Sector and Services Subsector, 2022

Agriculture, Forestry, & Mining	21,800
Construction	114,600
Manufacturing	84,100
Public Administration	53,900
Total Services	1.3 Million
<i>Wholesale Trade</i>	30,900
<i>Retail Trade</i>	172,800
<i>Transportation, Warehousing, & Utilities</i>	111,300
<i>Information</i>	26,600
<i>Finance, Insurance, & Real Estate</i>	89,300
<i>Professional, Scientific, & Management</i>	194,900
<i>Education, Health Care, & Social Assistance</i>	246,900
<i>Arts, Entertainment, Accommodation, & Food</i>	303,200
<i>Other Services</i>	74,500