

NEW JERSEY

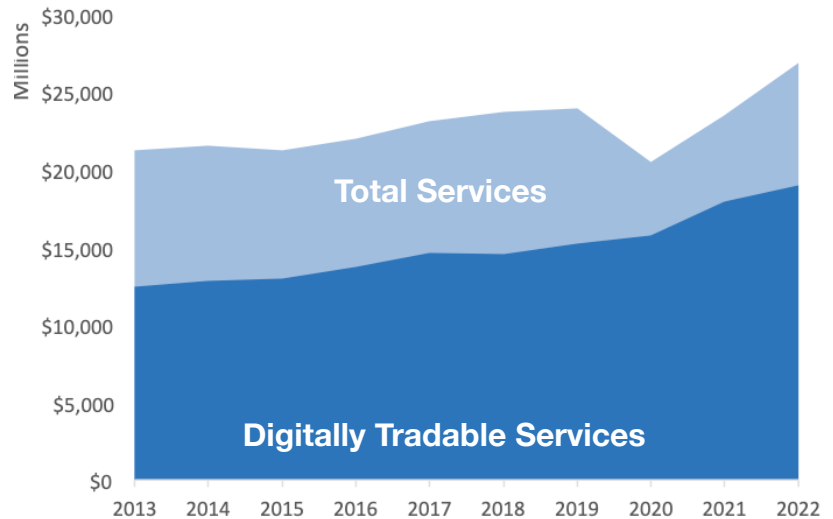
U.S. Services Supply the World

New Jersey has seen a rise in services exports, boosting economic growth and jobs. Services exports have fully recovered from Covid-related declines. In 2022, the U.S. services trade surplus was \$232 billion.

U.S. services industries are the most competitive and innovative in the world. They provide new economic opportunities and contribute to the successful production of manufacturing and agriculture in the United States and abroad.

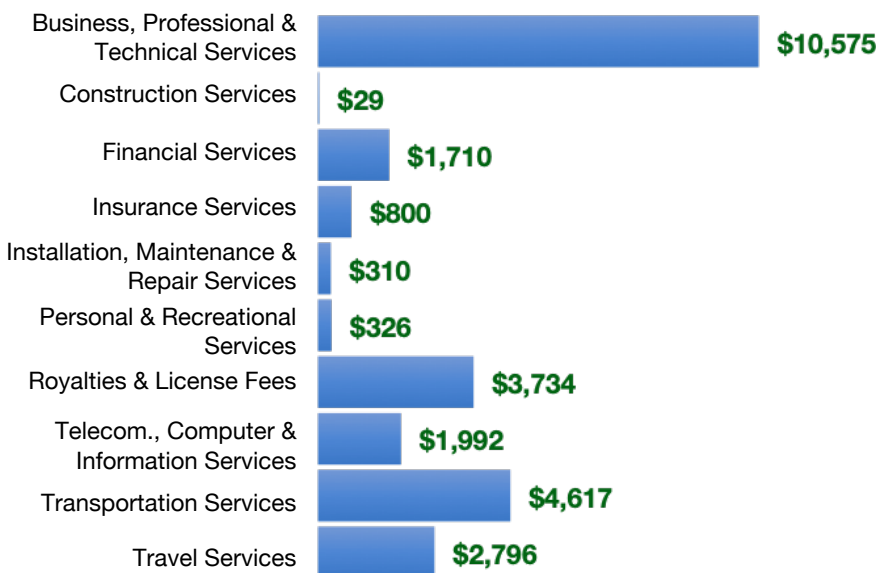
Type	2013	2019	2020	2022
Total Services	\$21B	\$24B	\$21B	\$27B
Digitally Tradable	\$12B	\$15B	\$16B	\$19B

New Jersey Services Exports



New Jersey Services Exports Support **152,520** Jobs, Including **99,700** from Digitally Tradable Services

NJ Services Exports by Sector, 2022 (\$ millions)



NJ Services Exports to Select Markets, 2022

- To China:** \$1.2 billion in services exports supporting 7,690 jobs
- To Canada:** \$1.9 billion in services exports supporting 10,950 jobs
- To Mexico:** \$937 million in services exports supporting 6,490 jobs

NJ Digital Services Exports to Select Markets, 2022

- To EU:** \$6.2 billion in services exports supporting 32,800 jobs
- To UK:** \$1.6 billion in services exports supporting 8,530 jobs
- To Africa:** \$232 million in services exports supporting 1,440 jobs
- To IPEF*:** \$3.4 billion in services exports supporting 17,620 jobs

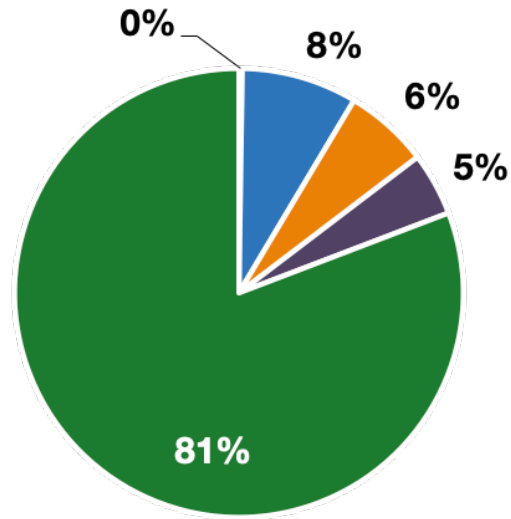
* Sources: National data from the U.S. Bureau of Economic Analysis, state export and jobs data from Trade Partnership Worldwide. "IPEF" includes the participants as of launch on July 1, 2024.
Copyright 2024. The Coalition of Services Industries. All rights reserved.

NEW JERSEY

Services Fuel U.S. Jobs and Growth

Services fuel America's economic growth and jobs, generating more than 77 percent of employment in the United States and 68 percent of GDP. Services are a major component of the manufacturing and agricultural sectors, and they boost the competitiveness of those sectors.

In New Jersey, services accounted for 81 percent of all jobs in 2022. The top services sector for employment was educational services, and health care and social assistance, which alone employed 1.1 million New Jersey workers.



■ Services
 ■ Agriculture
 ■ Manufacturing
 ■ Construction
 ■ Public Administration

New Jersey Services Industries Employ **3.8 Million** Workers

New Jersey Jobs by Sector and Services Subsector, 2022

Agriculture, Forestry, & Mining	11,300
Construction	285,900
Manufacturing	392,700
Public Administration	214,100
Total Services	3.8 Million
<i>Wholesale Trade</i>	132,600
<i>Retail Trade</i>	499,300
<i>Transportation, Warehousing, & Utilities</i>	302,600
<i>Information</i>	119,000
<i>Finance, Insurance, & Real Estate</i>	404,200
<i>Professional, Scientific, & Management</i>	693,700
<i>Education, Health Care, & Social Assistance</i>	1.1 Million
<i>Arts, Entertainment, Accommodation, & Food</i>	329,700
<i>Other Services</i>	188,300