

NEW HAMPSHIRE

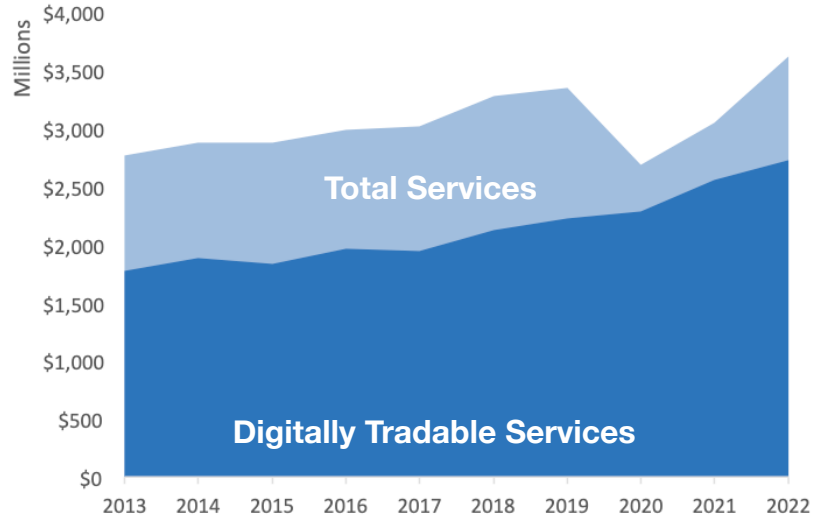
U.S. Services Supply the World

New Hampshire has seen a rise in services exports, boosting economic growth and jobs. Services exports have fully recovered from Covid-related declines. In 2022, the U.S. services trade surplus was \$232 billion.

U.S. services industries are the most competitive and innovative in the world. They provide new economic opportunities and contribute to the successful production of manufacturing and agriculture in the United States and abroad.

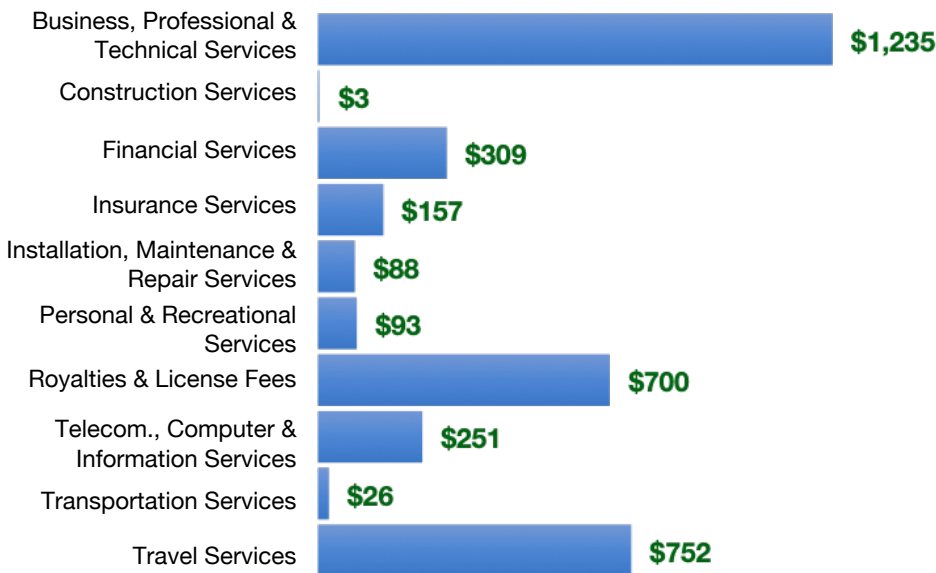
Type	2013	2019	2020	2022
Total Services	\$2.8B	\$3.3B	\$2.7B	\$3.6B
Digitally Tradable	\$1.8B	\$2.2B	\$2.3B	\$2.7B

New Hampshire Services Exports



New Hampshire Services Exports Support **22,510** Jobs, Including **14,240** from Digitally Tradable Services

NH Services Exports by Sector, 2022 (\$ millions)



NH Services Exports to Select Markets, 2022

- To China:** \$178 million in services exports supporting 1,310 jobs
- To Canada:** \$283 million in services exports supporting 1,870 jobs
- To Mexico:** \$171 million in services exports supporting 1,360 jobs

NH Digital Services Exports to Select Markets, 2022

- To EU:** \$867 million in services exports supporting 4,390 jobs
- To UK:** \$223 million in services exports supporting 1,190 jobs
- To Africa:** \$35 million in services exports supporting 260 jobs
- To IPEF*:** \$487 million in services exports supporting 2,560 jobs

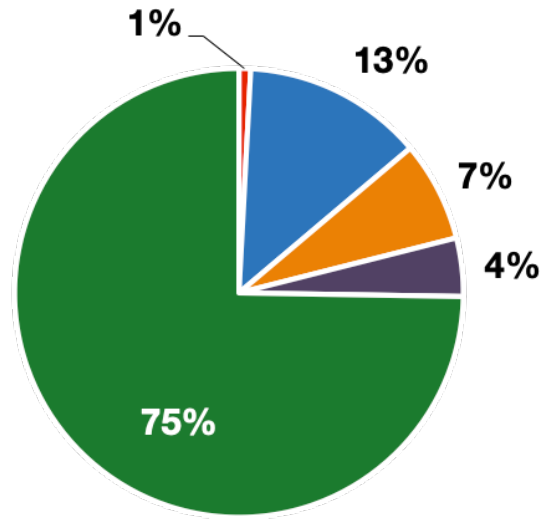
* Sources: National data from the U.S. Bureau of Economic Analysis, state export and jobs data from Trade Partnership Worldwide. "IPEF" includes the participants as of launch on July 1, 2024.
Copyright 2024. The Coalition of Services Industries. All rights reserved.

NEW HAMPSHIRE

Services Fuel U.S. Jobs and Growth

Services fuel America's economic growth and jobs, generating more than 77 percent of employment in the United States and 68 percent of GDP. Services are a major component of the manufacturing and agricultural sectors, and they boost the competitiveness of those sectors.

In New Hampshire, services accounted for 75 percent of all jobs in 2022. The top services sector for employment was educational services, and health care and social assistance, which alone employed 173,000 New Hampshire workers.



New Hampshire Services Industries Employ **563,400** Workers

New Hampshire Jobs by Sector and Services Subsector, 2022

Agriculture, Forestry, & Mining	6,400
Construction	54,400
Manufacturing	97,900
Public Administration	31,700
Total Services	563,400
<i>Wholesale Trade</i>	17,400
<i>Retail Trade</i>	94,400
<i>Transportation, Warehousing, & Utilities</i>	31,200
<i>Information</i>	14,800
<i>Finance, Insurance, & Real Estate</i>	48,500
<i>Professional, Scientific, & Management</i>	94,100
<i>Education, Health Care, & Social Assistance</i>	173,000
<i>Arts, Entertainment, Accommodation, & Food</i>	56,900
<i>Other Services</i>	33,100