

NEBRASKA

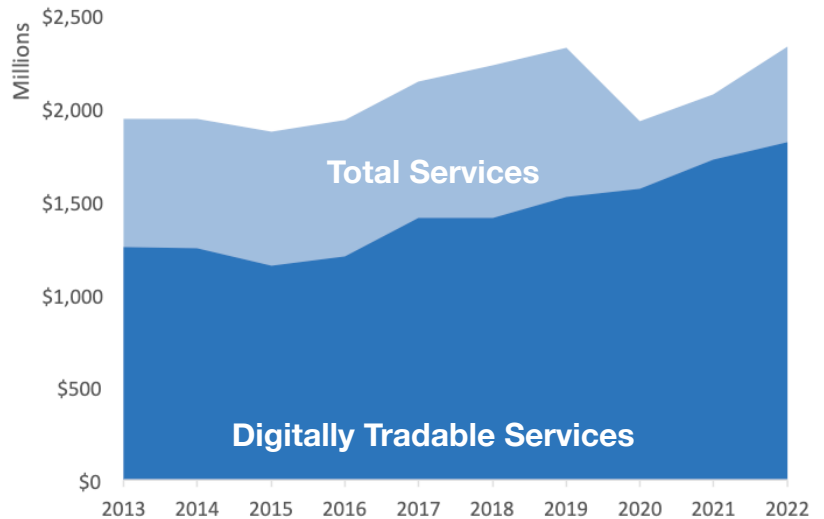
U.S. Services Supply the World

Nebraska has seen a rise in services exports, boosting economic growth and jobs. Services exports have fully recovered from Covid-related declines. In 2022, the U.S. services trade surplus was \$232 billion.

U.S. services industries are the most competitive and innovative in the world. They provide new economic opportunities and contribute to the successful production of manufacturing and agriculture in the United States and abroad.

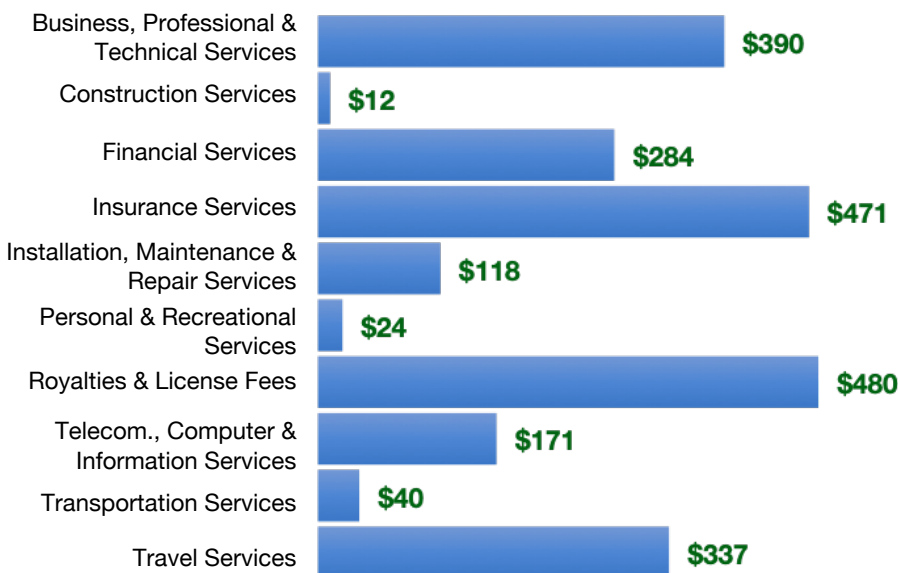
Type	2013	2019	2020	2022
Total Services	\$1.9B	\$2.3B	\$1.9B	\$2.3B
Digitally Tradable	\$1.3B	\$1.5B	\$1.6B	\$1.8B

Nebraska Services Exports



Nebraska Services Exports Support **12,510** Jobs, Including **8,280** from Digitally Tradable Services

NE Services Exports by Sector, 2022 (\$ millions)



NE Services Exports to Select Markets, 2022

- To China:** \$118 million in services exports supporting **700 jobs**
- To Canada:** \$193 million in services exports supporting **1,080 jobs**
- To Mexico:** \$100 million in services exports supporting **670 jobs**

NE Digital Services Exports to Select Markets, 2022

- To EU:** \$459 million in services exports supporting **2,030 jobs**
- To UK:** \$226 million in services exports supporting **1,030 jobs**
- To Africa:** \$21 million in services exports supporting **110 jobs**
- To IPEF*:** \$353 million in services exports supporting **1,670 jobs**

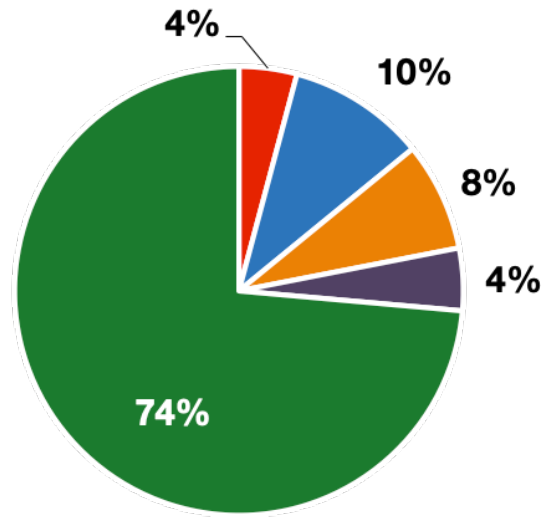
* Sources: National data from the U.S. Bureau of Economic Analysis, state export and jobs data from Trade Partnership Worldwide. "IPEF" includes the participants as of launch on July 1, 2024. Copyright 2024. The Coalition of Services Industries. All rights reserved.

NEBRASKA

Services Fuel U.S. Jobs and Growth

Services fuel America's economic growth and jobs, generating more than 77 percent of employment in the United States and 68 percent of GDP. Services are a major component of the manufacturing and agricultural sectors, and they boost the competitiveness of those sectors.

In Nebraska, services accounted for 74 percent of all jobs in 2022. The top services sector for employment was educational services, and health care and social assistance, which alone employed 246,600 Nebraska workers.



■ Services
 ■ Agriculture
 ■ Manufacturing
 ■ Construction
 ■ Public Administration

Nebraska Services Industries Employ **754,300** Workers

Nebraska Jobs by Sector and Services Subsector, 2022

Agriculture, Forestry, & Mining	42,800
Construction	80,400
Manufacturing	101,600
Public Administration	46,000
Total Services	754,300
<i>Wholesale Trade</i>	23,100
<i>Retail Trade</i>	114,700
<i>Transportation, Warehousing, & Utilities</i>	60,900
<i>Information</i>	13,900
<i>Finance, Insurance, & Real Estate</i>	80,000
<i>Professional, Scientific, & Management</i>	98,800
<i>Education, Health Care, & Social Assistance</i>	246,600
<i>Arts, Entertainment, Accommodation, & Food</i>	72,300
<i>Other Services</i>	44,000