

NORTH DAKOTA

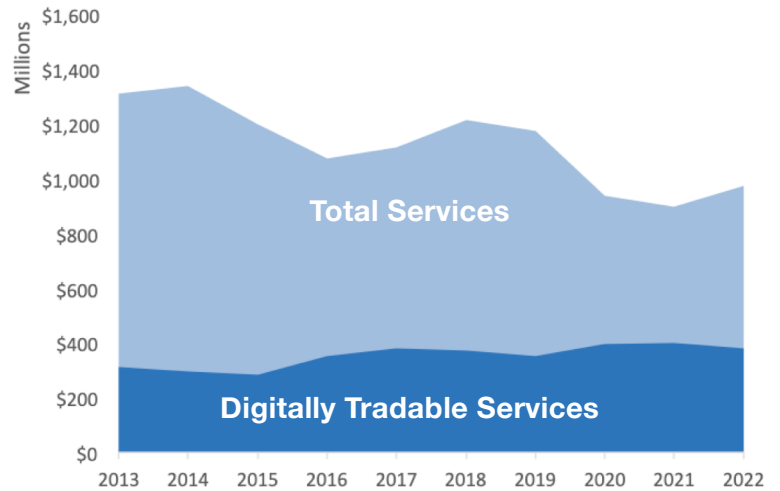
U.S. Services Supply the World

North Dakota has seen a rise in services exports, boosting economic growth and jobs. Services exports are recovering from Covid-related declines. In 2022, the U.S. services trade surplus was \$232 billion.

U.S. services industries are the most competitive and innovative in the world. They provide new economic opportunities and contribute to the successful production of manufacturing and agriculture in the United States and abroad.

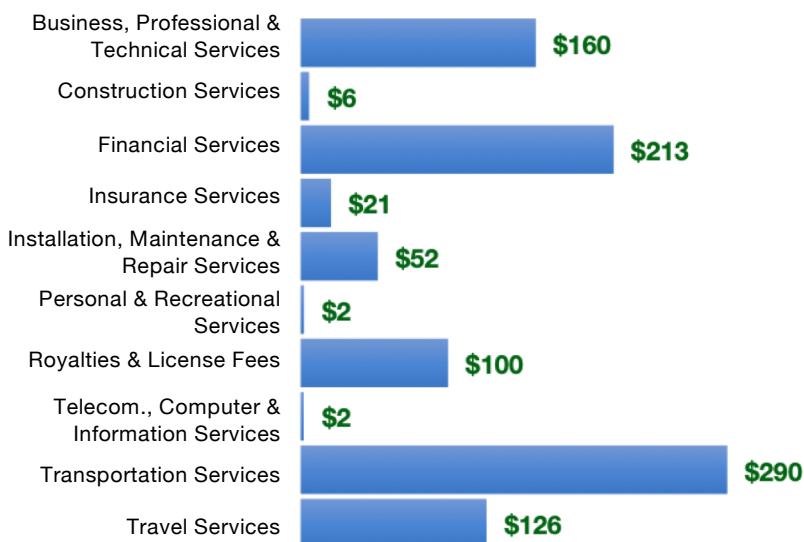
Type	2013	2019	2020	2022
Total Services	\$1.3B	\$1.2B	\$936M	\$972M
Digitally Tradable	\$311M	\$351M	\$397M	\$379M

North Dakota Services Exports



North Dakota Services Exports Support **4,430** Jobs, Including **1,360** from Digitally Tradable Services

ND Services Exports by Sector, 2022 (\$ millions)



ND Services Exports to Select Markets, 2022

- To China:** \$44 million in services exports supporting 140 jobs
- To Canada:** \$304 million in services exports supporting 1,250 jobs
- To Mexico:** \$38 million in services exports supporting 240 jobs

ND Digital Services Exports to Select Markets, 2022

- To EU:** \$97 million in services exports supporting 330 jobs
- To UK:** \$58 million in services exports supporting 210 jobs
- To Africa:** \$4.4 million in services exports supporting 20 jobs
- To IPEF*:** \$58 million in services exports supporting 220 jobs

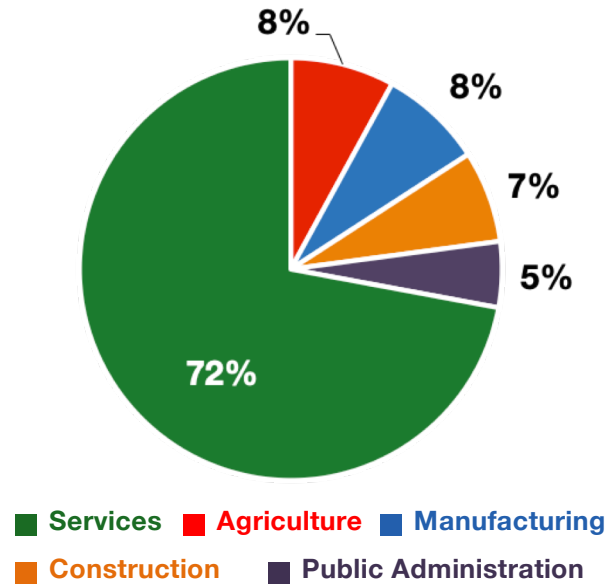
* Sources: National data from the U.S. Bureau of Economic Analysis, state export and jobs data from Trade Partnership Worldwide. "IPEF" includes the participants as of launch on July 1, 2024.

NORTH DAKOTA

Services Fuel U.S. Jobs and Growth

Services fuel America’s economic growth and jobs, generating more than 77 percent of employment in the United States and 68 percent of GDP. Services are a major component of the manufacturing and agricultural sectors, and they boost the competitiveness of those sectors.

In North Dakota, services accounted for 72 percent of all jobs in 2022. The top services sector for employment was educational services, and health care and social assistance, which alone employed 102,000 North Dakota workers.



North Dakota Services Industries Employ **294,500** Workers

North Dakota Jobs by Sector and Services Subsector, 2022

Agriculture, Forestry, & Mining	32,500
Construction	28,700
Manufacturing	32,300
Public Administration	20,600
Total Services	294,500
<i>Wholesale Trade</i>	11,600
<i>Retail Trade</i>	46,100
<i>Transportation, Warehousing, & Utilities</i>	24,700
<i>Information</i>	4,200
<i>Finance, Insurance, & Real Estate</i>	24,400
<i>Professional, Scientific, & Management</i>	32,200
<i>Education, Health Care, & Social Assistance</i>	102,000
<i>Arts, Entertainment, Accommodation, & Food</i>	30,900
<i>Other Services</i>	18,300