

## NORTH CAROLINA

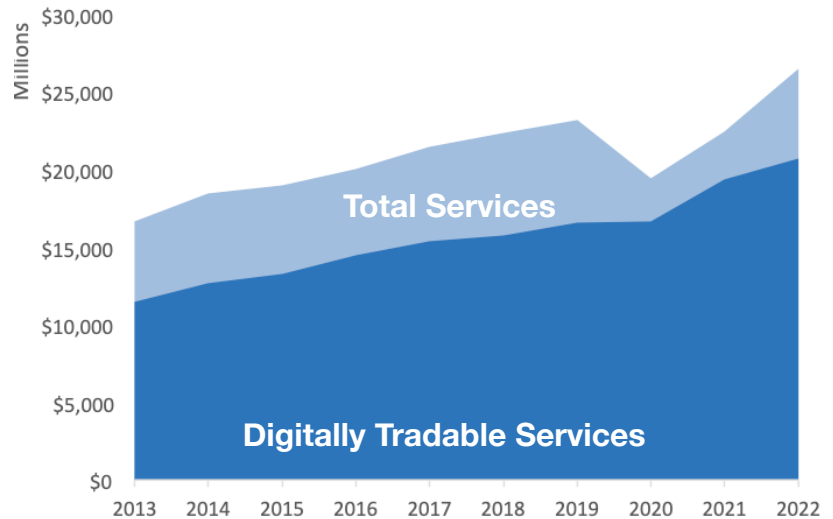
### U.S. Services Supply the World

North Carolina has seen a rise in services exports, boosting economic growth and jobs. Services exports have fully recovered from Covid-related declines. In 2022, the U.S. services trade surplus was \$232 billion.

U.S. services industries are the most competitive and innovative in the world. They provide new economic opportunities and contribute to the successful production of manufacturing and agriculture in the United States and abroad.

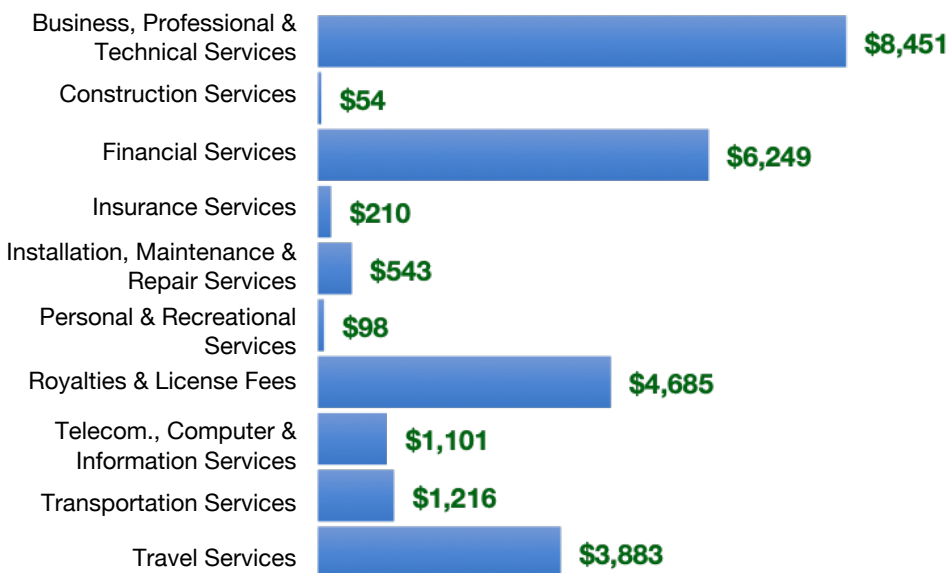
Type	2013	2019	2020	2022
Total Services	\$17B	\$23B	\$19B	\$26B
Digitally Tradable	\$12B	\$17B	\$17B	\$21B

### North Carolina Services Exports



North Carolina Services Exports Support **143,240** Jobs, Including **94,190** from Digitally Tradable Services

### NC Services Exports by Sector, 2022 (\$ millions)



### NC Services Exports to Select Markets, 2022

- To China:** \$1.1 billion in services exports supporting 6,810 jobs
- To Canada:** \$1.9 billion in services exports supporting 11,020 jobs
- To Mexico:** \$1.2 billion in services exports supporting 8,100 jobs

### NC Digital Services Exports to Select Markets, 2022

- To EU:** \$6.8 billion in services exports supporting 31,380 jobs
- To UK:** \$1.9 billion in services exports supporting 8,520 jobs
- To Africa:** \$281 million in services exports supporting 1,340 jobs
- To IPEF\*:** \$3.5 billion in services exports supporting 16,110 jobs

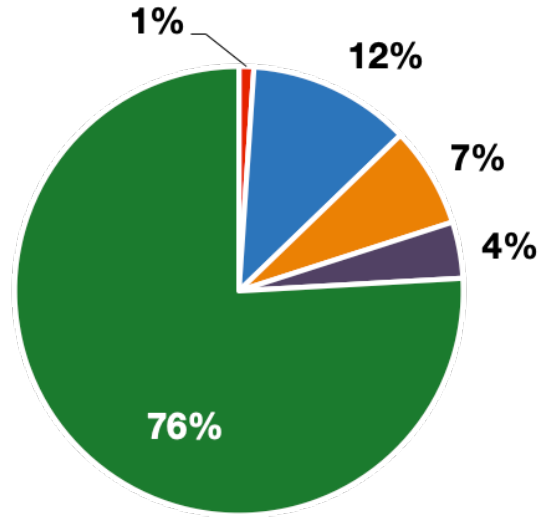
\* Sources: National data from the U.S. Bureau of Economic Analysis, state export and jobs data from Trade Partnership Worldwide. "IPEF" includes the participants as of launch on July 1, 2024.  
Copyright 2024. The Coalition of Services Industries. All rights reserved.

## NORTH CAROLINA

### Services Fuel U.S. Jobs and Growth

Services fuel America’s economic growth and jobs, generating more than 77 percent of employment in the United States and 68 percent of GDP. Services are a major component of the manufacturing and agricultural sectors, and they boost the competitiveness of those sectors.

In North Carolina, services accounted for 76 percent of all jobs in 2022. The top services sector for employment was educational services, and health care and social assistance, which alone employed 1.1 million North Carolina workers.



North Carolina Services Industries Employ **3.9 Million** Workers

### North Carolina Jobs by Sector and Services Subsector, 2022

Agriculture, Forestry, & Mining	55,200
Construction	372,200
Manufacturing	601,700
Public Administration	208,300
<b>Total Services</b>	<b>3.9 Million</b>
<i>Wholesale Trade</i>	103,300
<i>Retail Trade</i>	579,400
<i>Transportation, Warehousing, &amp; Utilities</i>	282,700
<i>Information</i>	83,700
<i>Finance, Insurance, &amp; Real Estate</i>	371,200
<i>Professional, Scientific, &amp; Management</i>	664,900
<i>Education, Health Care, &amp; Social Assistance</i>	1.1 Million
<i>Arts, Entertainment, Accommodation, &amp; Food</i>	424,600
<i>Other Services</i>	249,800