

MISSOURI

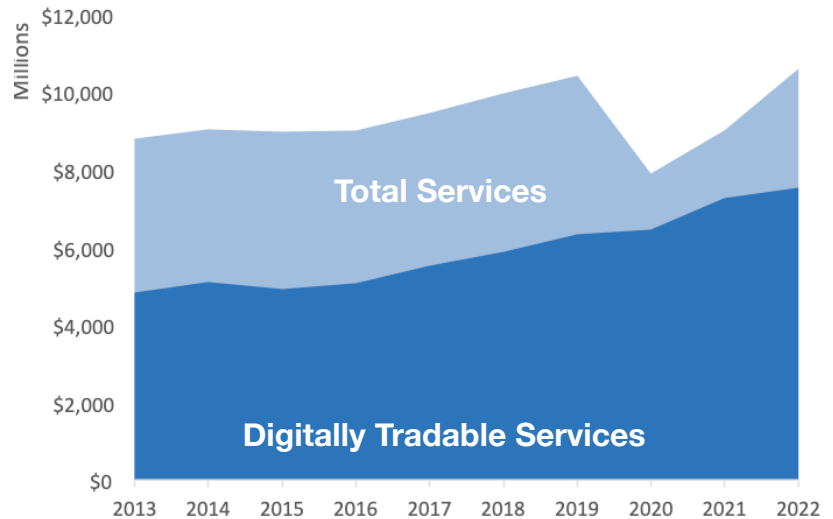
U.S. Services Supply the World

Missouri has seen a rise in services exports, boosting economic growth and jobs. Services exports have fully recovered from Covid-related declines. In 2022, the U.S. services trade surplus was \$232 billion.

U.S. services industries are the most competitive and innovative in the world. They provide new economic opportunities and contribute to the successful production of manufacturing and agriculture in the United States and abroad.

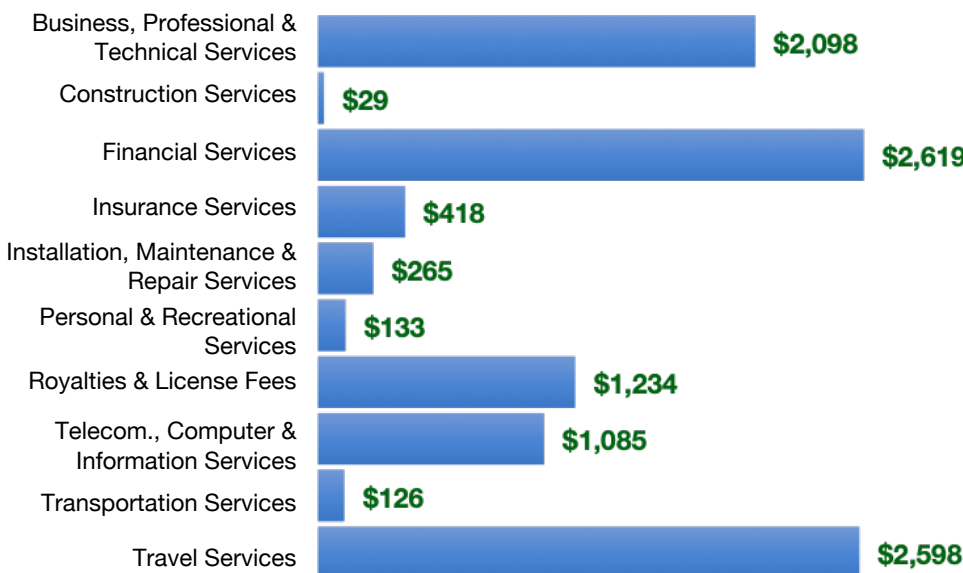
Type	2013	2019	2020	2022
Total Services	\$8.8B	\$10B	\$7.9B	\$11B
Digitally Tradable	\$4.8B	\$6.3B	\$6.4B	\$7.5B

Missouri Services Exports



Missouri Services Exports Support **63,040** Jobs, Including **34,930** from Digitally Tradable Services

MO Services Exports by Sector, 2022 (\$ millions)



MO Services Exports to Select Markets, 2022

- To China:** \$609 million in services exports supporting 4,420 jobs
- To Canada:** \$982 million in services exports supporting 5,860 jobs
- To Mexico:** \$535 million in services exports supporting 4,020 jobs

MO Digital Services Exports to Select Markets, 2022

- To EU:** \$1.9 billion in services exports supporting 8,790 jobs
- To UK:** \$846 million in services exports supporting 3,750 jobs
- To Africa:** \$105 million in services exports supporting 550 jobs
- To IPEF*:** \$1.3 billion in services exports supporting 6,160 jobs

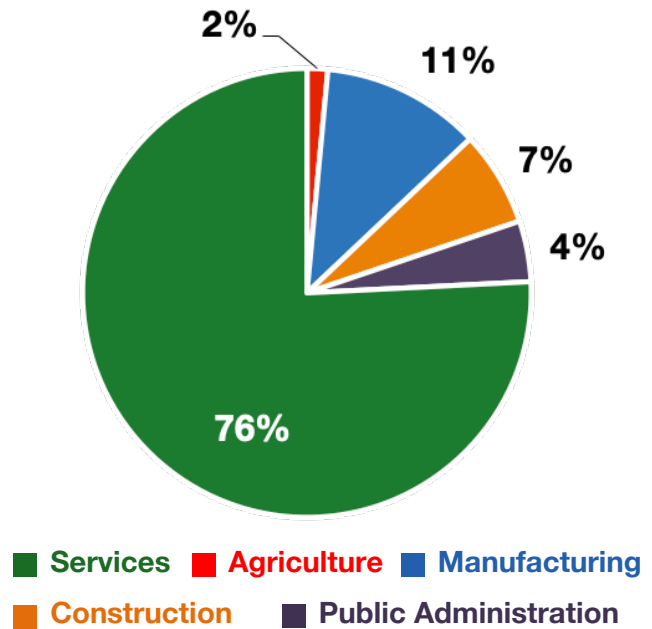
* Sources: National data from the U.S. Bureau of Economic Analysis, state export and jobs data from Trade Partnership Worldwide. "IPEF" includes the participants as of launch on July 1, 2024.
Copyright 2024. The Coalition of Services Industries. All rights reserved.

MISSOURI

Services Fuel U.S. Jobs and Growth

Services fuel America's economic growth and jobs, generating more than 77 percent of employment in the United States and 68 percent of GDP. Services are a major component of the manufacturing and agricultural sectors, and they boost the competitiveness of those sectors.

In Missouri, services accounted for 76 percent of all jobs in 2022. The top services sector for employment was educational services, and health care and social assistance, which alone employed 718,800 Missouri workers.



Missouri Services Industries Employ **2.3 Million** Workers

Missouri Jobs by Sector and Services Subsector, 2022

Agriculture, Forestry, & Mining	44,800
Construction	204,800
Manufacturing	342,600
Public Administration	130,900
Total Services	2.3 Million
<i>Wholesale Trade</i>	65,400
<i>Retail Trade</i>	339,200
<i>Transportation, Warehousing, & Utilities</i>	186,500
<i>Information</i>	48,300
<i>Finance, Insurance, & Real Estate</i>	218,000
<i>Professional, Scientific, & Management</i>	311,300
<i>Education, Health Care, & Social Assistance</i>	718,800
<i>Arts, Entertainment, Accommodation, & Food</i>	235,800
<i>Other Services</i>	141,700