

MINNESOTA

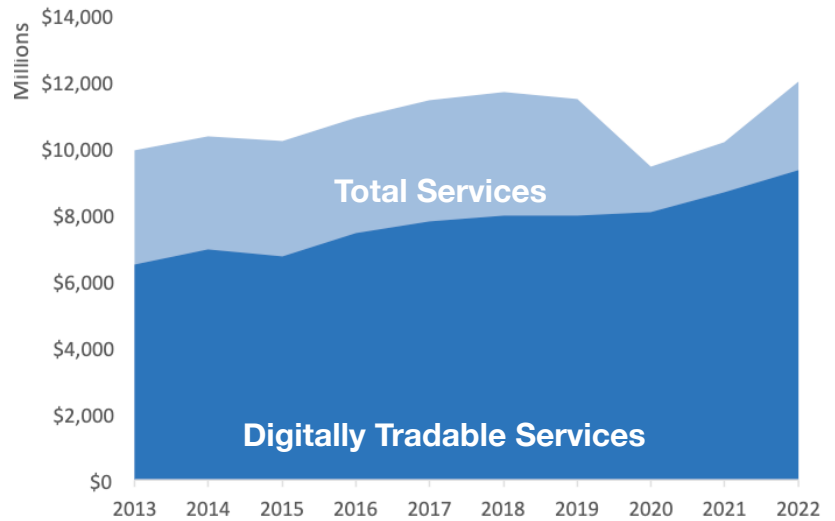
U.S. Services Supply the World

Minnesota has seen a rise in services exports, boosting economic growth and jobs. Services exports have fully recovered from Covid-related declines. In 2022, the U.S. services trade surplus was \$232 billion.

U.S. services industries are the most competitive and innovative in the world. They provide new economic opportunities and contribute to the successful production of manufacturing and agriculture in the United States and abroad.

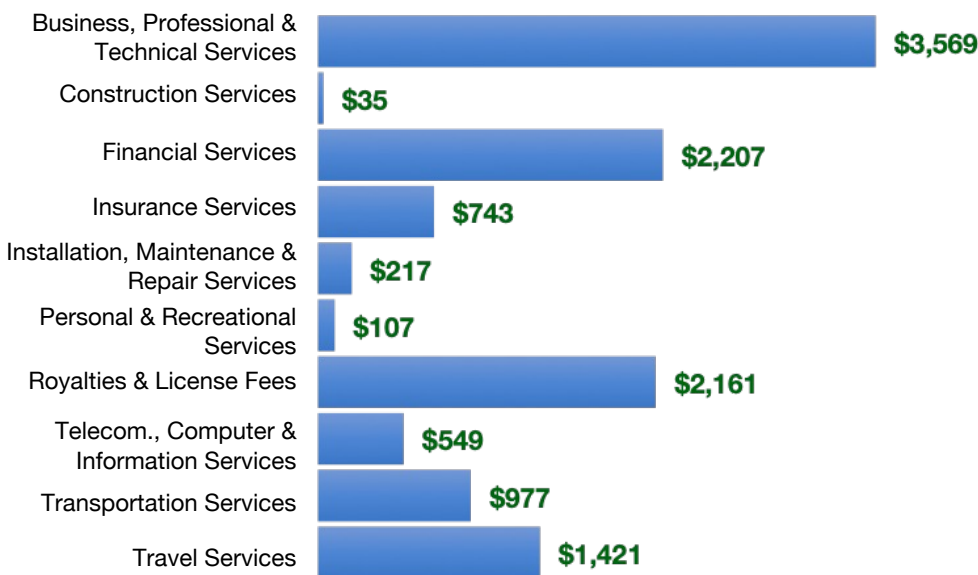
Type	2013	2019	2020	2022
Total Services	\$9.9B	\$11B	\$9.4B	\$12B
Digitally Tradable	\$6.5B	\$8.0B	\$8.1B	\$9.3B

Minnesota Services Exports



Minnesota Services Exports Support **63,640** Jobs, Including **44,390** from Digitally Tradable Services

MN Services Exports by Sector, 2022 (\$ millions)



MN Services Exports to Select Markets, 2022

- To China:** \$534 million in services exports supporting 3,080 jobs
- To Canada:** \$1.1 billion in services exports supporting 5,800 jobs
- To Mexico:** \$490 million in services exports supporting 3,170 jobs

MN Digital Services Exports to Select Markets, 2022

- To EU:** \$2.7 billion in services exports supporting 13,390 jobs
- To UK:** \$990 million in services exports supporting 4,550 jobs
- To Africa:** \$109 million in services exports supporting 610 jobs
- To IPEF*:** \$1.5 billion in services exports supporting 7,260 jobs

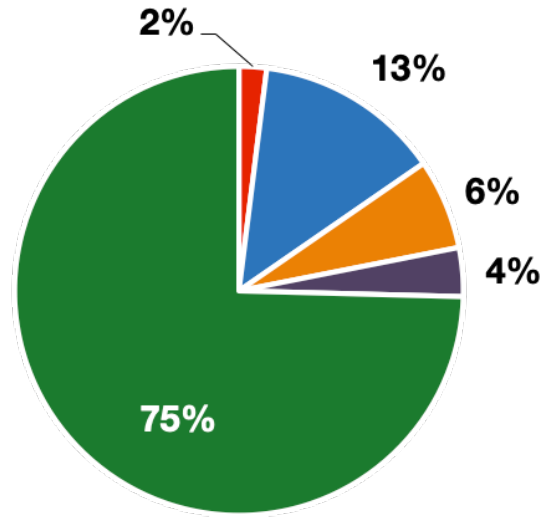
* Sources: National data from the U.S. Bureau of Economic Analysis, state export and jobs data from Trade Partnership Worldwide. "IPEF" includes the participants as of launch on July 1, 2024.
Copyright 2024. The Coalition of Services Industries. All rights reserved.

MINNESOTA

Services Fuel U.S. Jobs and Growth

Services fuel America’s economic growth and jobs, generating more than 77 percent of employment in the United States and 68 percent of GDP. Services are a major component of the manufacturing and agricultural sectors, and they boost the competitiveness of those sectors.

In Minnesota, services accounted for 75 percent of all jobs in 2022. The top services sector for employment was educational services, and health care and social assistance, which alone employed 755,000 Minnesota workers.



■ Services
 ■ Agriculture
 ■ Manufacturing
 ■ Construction
 ■ Public Administration

Minnesota Services Industries Employ **2.2 Million** Workers

Minnesota Jobs by Sector and Services Subsector, 2022

Agriculture, Forestry, & Mining	59,800
Construction	195,900
Manufacturing	403,000
Public Administration	105,800
Total Services	2.2 Million
<i>Wholesale Trade</i>	71,800
<i>Retail Trade</i>	334,200
<i>Transportation, Warehousing, & Utilities</i>	158,300
<i>Information</i>	44,400
<i>Finance, Insurance, & Real Estate</i>	208,200
<i>Professional, Scientific, & Management</i>	324,500
<i>Education, Health Care, & Social Assistance</i>	755,000
<i>Arts, Entertainment, Accommodation, & Food</i>	215,400
<i>Other Services</i>	132,400