

# MICHIGAN

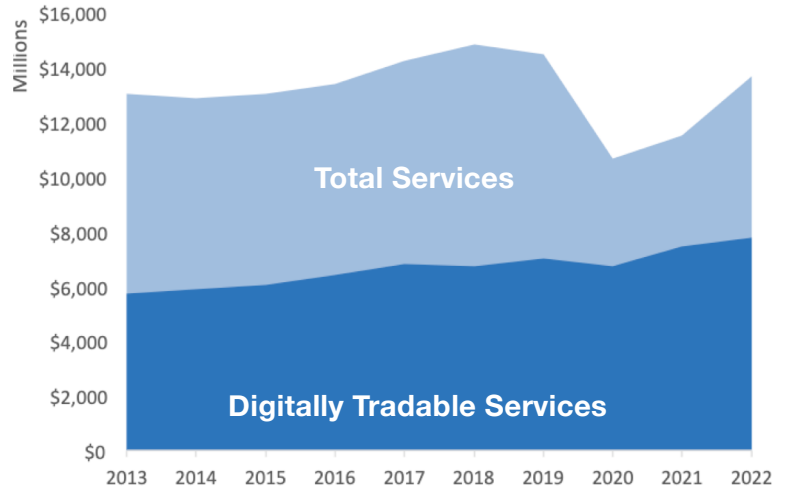
### U.S. Services Supply the World

Michigan has seen a rise in services exports, boosting economic growth and jobs. Services exports have nearly recovered from Covid-related declines. In 2022, the U.S. services trade surplus was \$232 billion.

U.S. services industries are the most competitive and innovative in the world. They provide new economic opportunities and contribute to the successful production of manufacturing and agriculture in the United States and abroad.

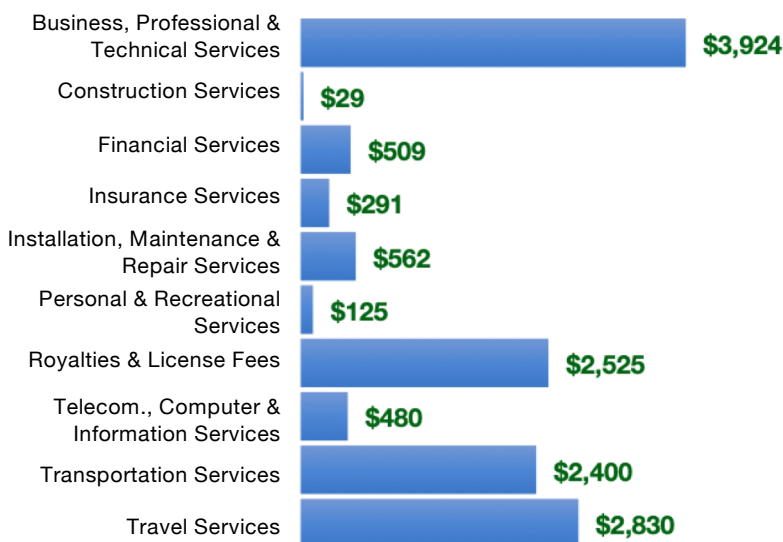
Type	2013	2019	2020	2022
Total Services	\$13B	\$14B	\$11B	\$14B
Digitally Tradable	\$5.7B	\$7.0B	\$6.7B	\$7.8B

### Michigan Services Exports



Michigan Services Exports Support **82,110** Jobs, Including **40,270** from Digitally Tradable Services

### MI Services Exports by Sector, 2022 (\$ millions)



### MI Services Exports to Select Markets, 2022

- To China:** \$846 million in services exports supporting 6,230 jobs
- To Canada:** \$2.1 billion in services exports supporting 10,470 jobs
- To Mexico:** \$655 million in services exports supporting 4,800 jobs

### MI Digital Services Exports to Select Markets, 2022

- To EU:** \$2.4 billion in services exports supporting 11,920 jobs
- To UK:** \$599 million in services exports supporting 3,240 jobs
- To Africa:** \$109 million in services exports supporting 660 jobs
- To IPEF\*:** \$1.4 billion in services exports supporting 7,440 jobs

\* Sources: National data from the U.S. Bureau of Economic Analysis, state export and jobs data from Trade Partnership Worldwide. "IPEF" includes the participants as of launch on July 1, 2024.

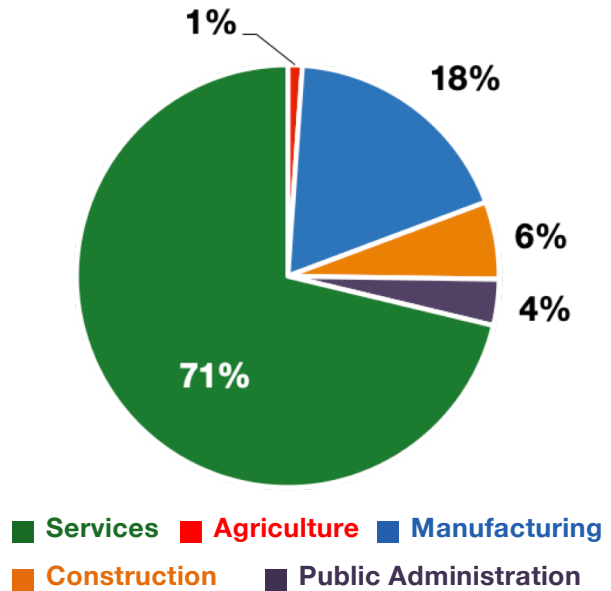
Copyright 2024. The Coalition of Services Industries. All rights reserved.

## MICHIGAN

### Services Fuel U.S. Jobs and Growth

Services fuel America’s economic growth and jobs, generating more than 77 percent of employment in the United States and 68 percent of GDP. Services are a major component of the manufacturing and agricultural sectors, and they boost the competitiveness of those sectors.

In Michigan, services accounted for 71 percent of all jobs in 2022. The top services sector for employment was educational services, and health care and social assistance, which alone employed 1.1 million Michigan workers.



### Michigan Services Industries Employ **3.4 Million** Workers

### Michigan Jobs by Sector and Services Subsector, 2022

Agriculture, Forestry, & Mining	53,100
Construction	285,100
Manufacturing	873,200
Public Administration	168,800
<b>Total Services</b>	<b>3.4 Million</b>
<i>Wholesale Trade</i>	90,000
<i>Retail Trade</i>	514,100
<i>Transportation, Warehousing, &amp; Utilities</i>	243,700
<i>Information</i>	60,200
<i>Finance, Insurance, &amp; Real Estate</i>	280,300
<i>Professional, Scientific, &amp; Management</i>	491,900
<i>Education, Health Care, &amp; Social Assistance</i>	1.1 Million
<i>Arts, Entertainment, Accommodation, &amp; Food</i>	417,800
<i>Other Services</i>	216,500