

MARYLAND

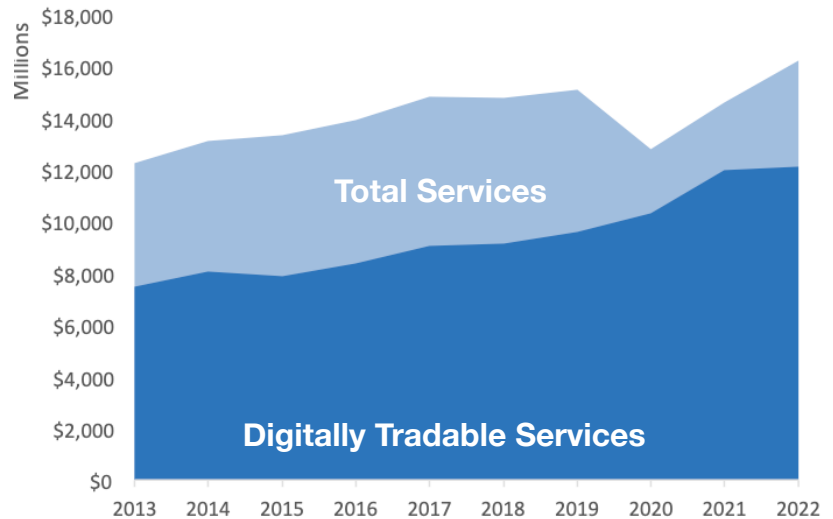
U.S. Services Supply the World

Maryland has seen a rise in services exports, boosting economic growth and jobs. Services exports have fully recovered from Covid-related declines. In 2022, the U.S. services trade surplus was \$232 billion.

U.S. services industries are the most competitive and innovative in the world. They provide new economic opportunities and contribute to the successful production of manufacturing and agriculture in the United States and abroad.

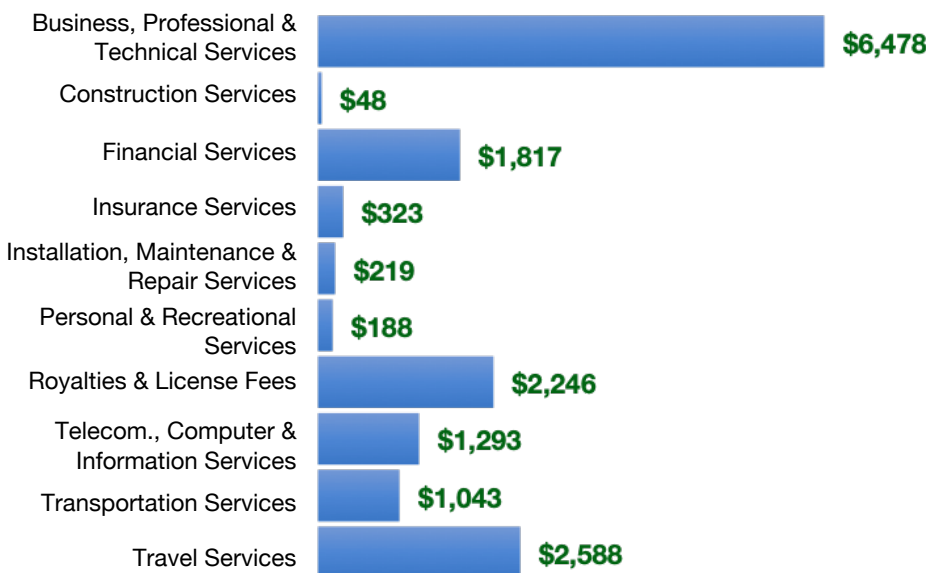
Type	2013	2019	2020	2022
Total Services	\$12B	\$15B	\$13B	\$16B
Digitally Tradable	\$7.5B	\$9.6B	\$10B	\$12B

Maryland Services Exports



Maryland Services Exports Support **96,960** Jobs, Including **63,080** from Digitally Tradable Services

MD Services Exports by Sector, 2022 (\$ millions)



MD Services Exports to Select Markets, 2022

- To China:** \$780 million in services exports supporting 5,950 jobs
- To Canada:** \$1.0 billion in services exports supporting 6,720 jobs
- To Mexico:** \$629 million in services exports supporting 4,650 jobs

MD Digital Services Exports to Select Markets, 2022

- To EU:** \$4.0 billion in services exports supporting 20,870 jobs
- To UK:** \$929 million in services exports supporting 5,040 jobs
- To Africa:** \$152 million in services exports supporting 950 jobs
- To IPEF*:** \$2.1 billion in services exports supporting 10,960 jobs

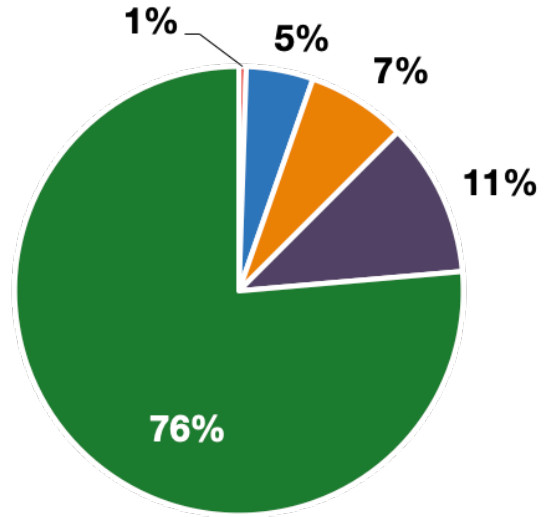
* Sources: National data from the U.S. Bureau of Economic Analysis, state export and jobs data from Trade Partnership Worldwide. "IPEF" includes the participants as of launch on July 1, 2024.
Copyright 2024. The Coalition of Services Industries. All rights reserved.

MARYLAND

Services Fuel U.S. Jobs and Growth

Services fuel America’s economic growth and jobs, generating more than 77 percent of employment in the United States and 68 percent of GDP. Services are a major component of the manufacturing and agricultural sectors, and they boost the competitiveness of those sectors.

In Maryland, services accounted for 76 percent of all jobs in 2022. The top services sector for employment was educational services, and health care and social assistance, which alone employed 759,900 Maryland workers.



Maryland Services Industries Employ 2.4 Million Workers

Maryland Jobs by Sector and Services Subsector, 2022

Agriculture, Forestry, & Mining	16,700
Construction	226,600
Manufacturing	152,900
Public Administration	352,000
Total Services	2.4 Million
<i>Wholesale Trade</i>	44,600
<i>Retail Trade</i>	274,300
<i>Transportation, Warehousing, & Utilities</i>	172,400
<i>Information</i>	57,300
<i>Finance, Insurance, & Real Estate</i>	177,700
<i>Professional, Scientific, & Management</i>	528,900
<i>Education, Health Care, & Social Assistance</i>	759,900
<i>Arts, Entertainment, Accommodation, & Food</i>	241,600
<i>Other Services</i>	163,600