

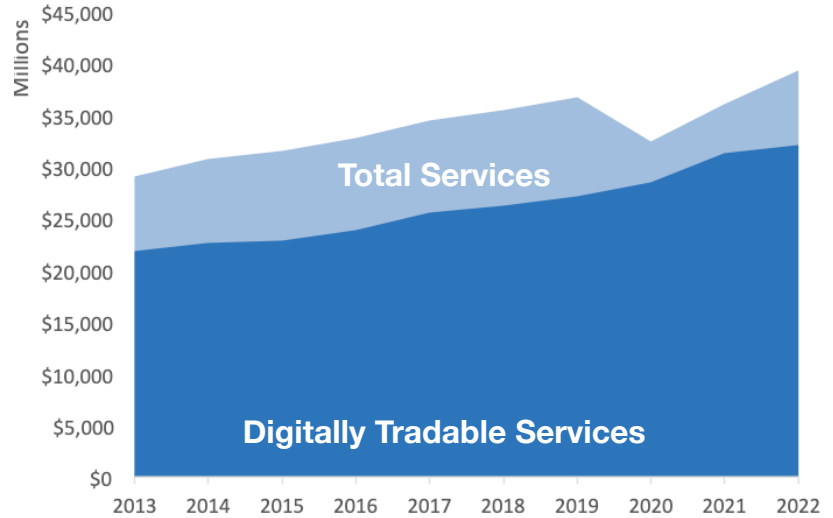
## MASSACHUSETTS

### Massachusetts Services Exports

#### U.S. Services Supply the World

Massachusetts has seen a rise in services exports, boosting economic growth and jobs. Services exports have fully recovered from Covid-related declines. In 2022, the U.S. services trade surplus was \$232 billion.

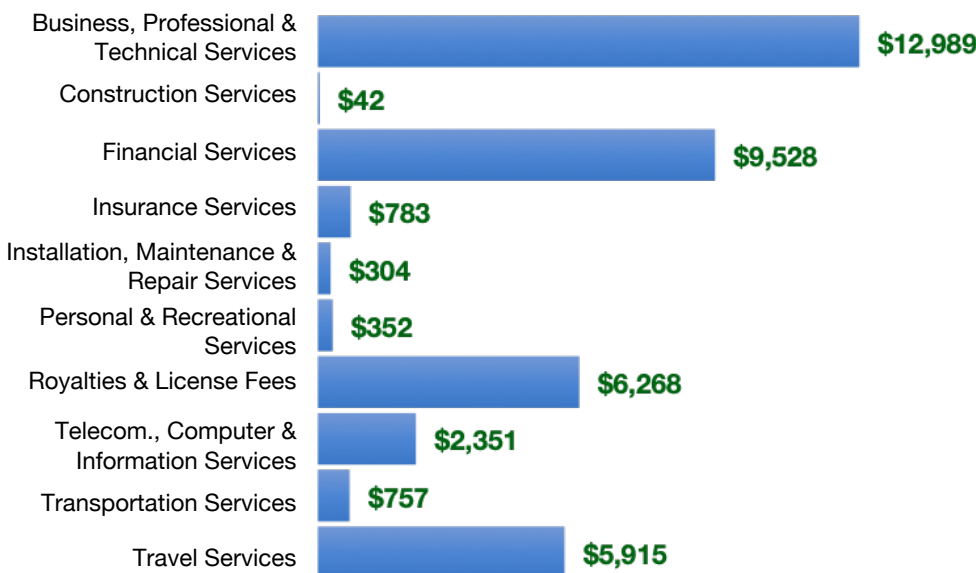
U.S. services industries are the most competitive and innovative in the world. They provide new economic opportunities and contribute to the successful production of manufacturing and agriculture in the United States and abroad.



Type	2013	2019	2020	2022
Total Services	\$29B	\$37B	\$32B	\$39B
Digitally Tradable	\$22B	\$27B	\$28B	\$32B

Massachusetts Services Exports Support **210,040** Jobs, Including **145,540** from Digitally Tradable Services

#### MA Services Exports by Sector, 2022 (\$ millions)



#### MA Services Exports to Select Markets, 2022

- To China:** \$2.2 billion in services exports supporting 16,320 jobs
- To Canada:** \$2.4 billion in services exports supporting 13,560 jobs
- To Mexico:** \$1.1 billion in services exports supporting 7,430 jobs

#### MA Digital Services Exports to Select Markets, 2022

- To EU:** \$9.9 billion in services exports supporting 45,120 jobs
- To UK:** \$2.6 billion in services exports supporting 12,000 jobs
- To Africa:** \$317 million in services exports supporting 1,770 jobs
- To IPEF\*:** \$5.2 billion in services exports supporting 23,620 jobs

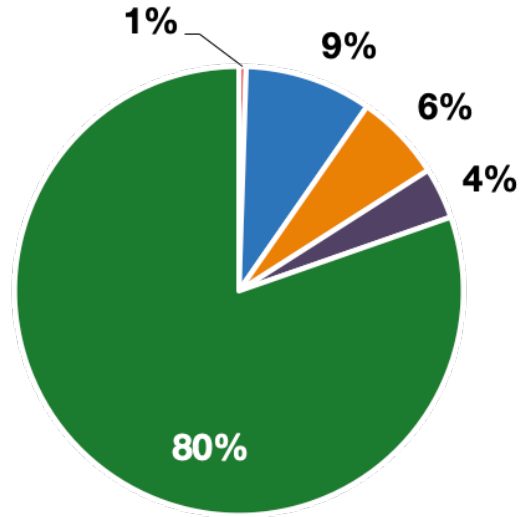
\* Sources: National data from the U.S. Bureau of Economic Analysis, state export and jobs data from Trade Partnership Worldwide. "IPEF" includes the participants as of launch on July 1, 2024.  
Copyright 2024. The Coalition of Services Industries. All rights reserved.

## MASSACHUSETTS

### Services Fuel U.S. Jobs and Growth

Services fuel America's economic growth and jobs, generating more than 77 percent of employment in the United States and 68 percent of GDP. Services are a major component of the manufacturing and agricultural sectors, and they boost the competitiveness of those sectors.

In Massachusetts, services accounted for 80 percent of all jobs in 2022. The top services sector for employment was educational services, and health care and social assistance, which alone employed 1 million Massachusetts workers.



### Massachusetts Services Industries Employ **3 Million** Workers

### Massachusetts Jobs by Sector and Services Subsector, 2022

Agriculture, Forestry, & Mining	19,300
Construction	234,100
Manufacturing	339,800
Public Administration	137,300
<b>Total Services</b>	<b>3 Million</b>
<i>Wholesale Trade</i>	69,800
<i>Retail Trade</i>	353,200
<i>Transportation, Warehousing, &amp; Utilities</i>	157,600
<i>Information</i>	72,700
<i>Finance, Insurance, &amp; Real Estate</i>	265,700
<i>Professional, Scientific, &amp; Management</i>	581,900
<i>Education, Health Care, &amp; Social Assistance</i>	1 Million
<i>Arts, Entertainment, Accommodation, &amp; Food</i>	287,600
<i>Other Services</i>	156,400